

Name: .....

Roll No: .....

Class: ..... Section: .....

Date: .....

## WORKSHEET

1

## COMPUTER – A WONDER MACHINE

Chapter-1

### A. Tick (✓) the correct option.

1. Which of the following is used to talk to people are far away?

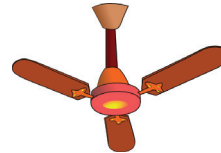
a.



b.




c.



2. Which of the following is man-made thing?

a.



b.



c.



### B. Fill in the blanks using the words given below.

**Hints:** television, man-made, cars, save

1. Machines are ..... things.
2. A ..... is used for entertainment.
3. Machines also ..... our time.
4. .... are used far travelling.

### C. Label the following:

1. We use a telephone to talk. ....
2. Machines cannot used daily life. ....
3. A refrigerator keeps our food fresh. ....
4. A computer can work its own. ....

Name: .....

Roll No: .....

Class: ..... Section: .....

Date: .....

## WORKSHEET

2

## COMPUTER – A WONDER MACHINE





Chapter-1

**A. Match the objects shown in Column A with their names given in Column B.**


### Column A

1. Abacus
2. Washing Machine
3. Air Conditions
4. Car

### Column B

- a. 
- b. 
- c. 
- d. 

**B. Circle natural things in green colour and circle man-made things in red colour.**



**C. Answer in one word:**

1. Name a machine that can do sums to learn the math. \_\_\_\_\_
2. name a machine that has colourful beads used for counting. \_\_\_\_\_
3. Name a one that can be used for travelling. \_\_\_\_\_
4. Name a one machine that can be made up of man-made things. \_\_\_\_\_

Name: .....

Roll No: .....

Class: ..... Section: .....

Date: .....

## WORKSHEET

1

## FEATURES OF A COMPUTER

Chapter-2

### A. Tick (✓) the correct option.

1. Computers can ..... difficult sum very quickly.  
 a. draw                      b. calculate                      c. search
2. We can keep ..... on a desk.  
 a. Laptop                      b. Tablet                      c. Desktop

### B. Write 'T' for true and 'F' for false.




1. Computer cannot dance or sing. ....
2. You can play lot of games on a computer. ....
3. We can type letters and messages on computer. ....
4. Computer don't make mistakes. ....
5. Computer can work non-stop for many hours. ....

### C. Match the objects shown in Column A with their names given in Column B.

#### Column A

1. Desktop Computer
2. Tablet
3. Laptop Computer

#### Column B

- a. 
- b. 
- c. 

Name: .....

Roll No: .....

Class: ..... Section: .....

Date: .....

## WORKSHEET

2

## FEATURES OF A COMPUTER

Chapter-2

### A. Tick (✓) the correct option.

1. Computers can ..... information.
  - a. draw
  - b. search
  - c. think
2. .... computer has a touchscreen that is operated by touching its screen.
  - a. Tablet
  - b. Laptop
  - c. Desktop

### B. Write 'T' for true and 'F' for false.

1. Computer can breathe or swim. ....
2. Computer can store large amount of data. ....
3. Desktop computer can be keep on your lap. ....
4. We can draw and colour images on a computer. ....

### C. Rearrange the letters to make correct words.

1. ARTOONSC                      a.
2. SAGME                        b.
3. SESMSGEA                   c.
4. IAMCG                        d.

WORKSHEET

Name: .....

Roll No: .....

Class: ..... Section: .....

Date: .....

## WORKSHEET

1

## PLACES WHERE COMPUTERS ARE USED

Chapter-3

### A. Tick (✓) the correct option.

- Computer are used in hospitals to make medical ..... .  
a. books                      b. report                      c. store
- A computer is used to make ..... in shops and malls to the customers.  
a. music                      b. letters                      c. bills
- Computer are used to make ..... in the schools.  
a. project                      b. music                      c. none of these
- Computers are used to maintain ..... in the office.  
a. records                      b. games                      c. movies

### B. Fill in the blanks using the words given below.

**Hints:** shop, store, make, search

- Computers are used to ..... information of all the students.
- We can ..... online with the help of computer.
- Computers can also be used to ..... books.
- Computer are also used to ..... for bills.

### C. Write 'T' for True and 'F' for False.

- Computer are used at railways station and airport for booking tickets. ....
- We cannot watch movies on computers. ....
- You can cook food on a computer. ....
- We can make your school projects. ....
- Banks cannot use computers to keep a record of a money. ....

W O R K S H E E T

Name: .....

Roll No: .....

Class: ..... Section: .....

Date: .....

## WORKSHEET

2

## PLACES WHERE COMPUTERS ARE USED

Chapter-3

**A. Mark (✓) for places where computers are used and mark (×) where not used.**

a.


☐

b.


☐

c.


☐

**B. Match the following.**

### Column A

1. Banks
2. Hospitals
3. Shops
4. Booking

### Column B

- a. Tickets
- b. Money
- c. Surgeries
- d. Bills

**C. Answer in one word:**

1. Name a place where computer are used to keep record of money.
2. Name a game that you have played on a computer.
3. Name a place which we watch movie in the computer.
4. Name a place where computer are used store the details of items for the customers.

.....

.....

.....

.....

WORKSHEET

Name: .....

Roll No: .....

Class: ..... Section: .....

Date: .....

## WORKSHEET

1

## PARTS OF A COMPUTER

Chapter-4

### A. Tick (✓) the correct option.

1. A mouse has two or three ..... on it.  
a. Keys                      b. Tabs                      c. Buttons
2. The monitor of a computer looks like a .....  
a. Television              b. Fan                      c. Washing machine
3. The CPU is called the ..... of the computer.  
a. Heart                      b. Hand                      c. Brain
4. A ..... is used for display.  
a. Monitor                      b. CPU                      c. Mouse
5. The ..... is also called Visual Display Unit (VDU).  
a. mouse                      b. monitor                      c. CPU

### B. Fill in the blanks using the words given below.

**Hints:** speakers, printer, mouse, type

1. .... are used to print text and pictures on paper.
2. Keyboard helps you to ..... the letters.
3. .... are used to hear sounds.
4. A ..... device with long wire attached to it.

### C. Write 'T' for True and 'F' for False.

1. CD and Pendrive are storage device which Save data. ....
2. CPU is not fixed inside CPU box. ....
3. You can see picture, games on computer monitor. ....
4. A computer does not work on its own. ....

WORKSHEET

Name: .....

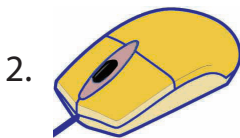
Roll No: .....

Class: ..... Section: .....

Date: .....

**WORKSHEET**
**2**
**PARTS OF A COMPUTER**
**Chapter-4**
**A. Match the following.**
**Devices**
**Function**


a. Sound



b. Pages



c. Scroll wheel



d. CPU box

**B. Write the full forms of the following:**

1. CPU – .....

2. VDU – .....

3. CD – .....

**C. Answer in one word:**

1. What is used to type letters, numbers on words?

2. Which part of a computer helps us to play games?

3. Which part of a computer attached with long wire?

W O R K S H E E T



Name: .....

Roll No: .....

Class: ..... Section: .....

Date: .....

# WORKSHEET

1

## USES OF A KEYBOARD

Chapter-5

### A. Tick (✓) the correct option.

- A keyboard has ..... Enter keys.  
a. One ☐ b. Two ☐ c. Four ☐
- The ..... key erases the text on the left side of the cursor.  
a. Enter ☐ b. Spacebar ☐ c. Backspace ☐
- A keyboard has small buttons on it called .....  
a. paper ☐ b. keys ☐ c. cursor ☐
- A ..... is a small blinking line on screen.  
a. cursor ☐ b. buttons ☐ c. erase ☐
- ..... is used to go to the next line.  
a. Backspace key ☐ b. Enter key ☐  
c. Caps Lock key ☐

### B. Fill in the blanks using the words given below.

**Hints:** cursor, enter, alphabet, spacebar

- ..... is the longest key at the bottom of the keyboard.
- The keys on which A-Z letters are written are called ..... keys.
- ..... is also called the Return key.
- We use the ..... control keys to move the cursor.

### C. Write 'T' for True and 'F' for False.

- A keyboard has 26 alphabet keys on it. ....
- Spacebar key is used to give blank space. ....
- Alphabet keys are not used to type words. ....
- Enter key moves the cursor to the next line. ....
- The arrows keys are four in number. ....

Name: .....

Roll No: .....

Class: ..... Section: .....

Date: .....

# WORKSHEET

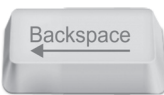



2

## USES OF A KEYBOARD

Chapter-5

**A. Match the objects shown in Column A and with their names given in Column B.**

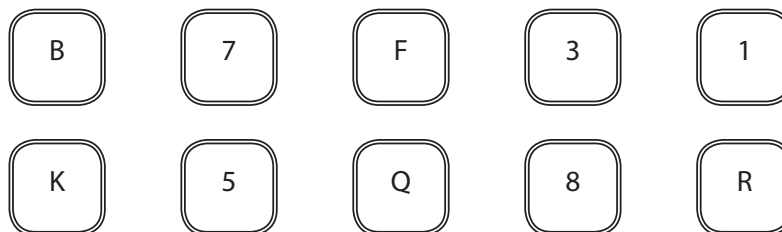
### Column A

1. 
2. 
3. 
4. 

### Column B

- a. Cursor Control Keys
- b. Alphabet keys
- c. Enter keys
- d. Back space keys

**B. Color the number keys orange and the alphabet keys blue.**



**C. Answer in one word:**

1. How many Enter keys are there on the keyboard?
2. Which type of the keys are used to type the phone numbers?
3. Which type of key are used to erase that typed.
4. Name the longest key at the bottom of the keyboard.
5. How many alphabet keys are there on the keyboard.

WORKSHEET

Name: .....

Roll No: .....

Class: ..... Section: .....

Date: .....

**WORKSHEET**
**1**
**USES OF A MOUSE**
**Chapter-6**
**A. Tick (✓) the correct option.**

1. .... is used to select an icon.  
a. Single-click      b. Double-click      c. Scroll
2. A small arrow on the monitor screen is called .....  
a. keyboard      b. mouse pointer      c. Monitor
3. Pressing and releasing any button of a mouse is called .....  
a. pointing      b. dragging      c. clicking
4. Single-click is used to select on ..... on the screen.  
a. icon      b. arrow      c. menu

**B. Fill in the blanks using the words given below.**
**Hints:** buttons, dragging, scroll, clicking

1. The mouse ..... wheel.
2. Mouse has two ..... on it.
3. Pressing and releasing any button is called ..... .
4. .... is used to move any object on the screen.

**C. Write 'T' for True and 'F' for False.**

1. Right click is used to display shortcut menu. ....
2. We cannot point to things on the computer. ....
3. To hold a mouse properly, middle finger is placed on the right button. ....
4. The small arrow moving on the pointer screen is the pointer. ....
5. We cannot use the mouse by pressing its buttons ....

W O R K S H E E T

Name: .....

Roll No: .....

Class: ..... Section: .....

Date: .....

**WORKSHEET****2****USES OF A MOUSE****Chapter-6****A. Tick (✓) the correct option.**

1. A mouse can have ..... buttons.  
a. two                      b. three                      c. both
2. You can use the scroll wheel with your ..... finger.  
a. ring                      b. index                      c. little

**B. Write 'T' for True and 'F' for False.**

1. Mouse is a pointing device. ....
2. Single-click is used to select an icon on the screen. ....
3. Dragging is not used to move any object on the screen. ....

**C. Answer the following:**

1. What is a mouse pointer?  
.....
2. Write a use of a computer mouse.  
.....
3. How many scroll wheels does a computer mouse have?  
.....
4. What is meant by dragging?  
.....
5. Which finger is used to press the left button of mouse with right hand?  
.....  
.....

WORKSHEET

Name: .....

Roll No: .....

Class: ..... Section: .....

Date: .....

## WORKSHEET

1

## INTRODUCTION TO PAINT

Chapter-7

### A. Tick (✓) the correct option.

1. .... tool is used for freehand drawing.  
a. Line                      b. Brush                      c. Pencil
2. Paint help us to ..... on the computer.  
a. Draw                      b. Paint                      c. Both
3. Which group is used to select colour in the paint?  
a. Tools                      b. Shapes                      c. Colour
4. Which group of MS Paint contains various shapes?  
a. Colours                      b. Tool                      c. Shapes

### B. Fill in the blanks using the words given below:

**Hints:** fill, colours, paint, line

1. .... is a program used to draw and colour.
2. We can ..... colour in a closed shape or finger.
3. In Paint with help of ..... shape we can draw lines.
4. The group contains different ..... to make your drawing colourful.

### C. Write 'T' for True and 'F' False.

1. Paint helps us to draw and paint on the computer. ....
2. Shapes group not contains the shapes. ....
3. Brushes tool is used for freehand. ....
4. Colors group not contains different colours make drawing. ....
5. Paint window will appear on the computer screen. ....

WORKSHEET

Name: .....

Roll No: .....

Class: ..... Section: .....

Date: .....

## WORKSHEET

2

## INTRODUCTION TO PAINT

Chapter-7

### A. Match the objects shown in Column A and Column B with their names.

#### Column A

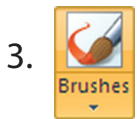
#### Column B



a. Fill with colour tool



b. Brush Tool



c. Pencil Tool



d. Size group

### B. Tick (✓) the correct option.

1. Which group contains the Rectangle shape?

- a. Tools group      b. Shapes group      c. View group

2. After clicking on Start button, what is the next step to open the MS Paint application?

- a. Click on Accessories      b. Go to all programs  
c. Click on Paint

3. .... group contains different colours.

- a. Tools      b. Colors      c. Shops

### C. Answer in one word:

1. Which tool is used to draw a rectangle? .....
2. Which group contains the Brushes tool. ....
3. Write any one group part of the paint window. ....
4. Which group contains the select the width of the brush. ....

Name: .....

Roll No: .....

Class: ..... Section: .....

Date: .....

## WORKSHEET

1

## INTRODUCTION TO TUX PAINT

Chapter-8

### A. Tick (✓) the correct option.

1. Which of the following used for drawing tools?
  - a. Toolbar
  - b. Screen
  - c. Shapes
2. Which of the following tool helps us to draw straight lines?
  - a. Quit
  - b. Paint
  - c. Lines
3. How many sections divided into the main screen?
  - a. One
  - b. Four
  - c. Three
4. Which of the following tool is used to eraser the drawing from the drawing canvas?
  - a. Quit
  - b. Eraser
  - c. Paint

### B. Fill in the blanks using the words given below:

**Hints:** four, colours, drawing, Quit

1. The largest part of Tux Paint Screen is ..... Canvas.
2. The main screen of Tux Paint is divided into ..... section.
3. .... tool is used to save and quit drawing the program.
4. A palette with colours is format the bottom of the screen is called .....

### C. Write 'T' for True and 'F' False.

1. Eraser tool is used to erase the necessary part of drawing canvas. ....
2. Selector is not used to select the desired shape. ....
3. Paint brush can be used to draw free hand. ....
4. Line tool helps us to draw straight line. ....
5. Shapes tool is not used to draw the different shapes. ....

Name: .....

Roll No: .....

Class: ..... Section: .....

Date: .....

## WORKSHEET

2

## INTRODUCTION TO TUX PAINT

Chapter-8

**A. Match the objects shown in Column A and Column B with their names.**

### Column A


### Column B



a. Eraser Tool



b. Shapes Tool



c. Paint Tool



d. Line Tool

**B. Tick (✓) the correct option.**

1. Which tool is used to eraser unnecessary part of the drawing?

- a. Fill                      b. Eraser                      c. Size

2. Which is used to select the desired shape?

- a. Toolbar                      b. Selector                      c. Colour palette

**C. Answer the following.**

1. Name the parts types of main screen in Tux Paint? .....
2. Write the names which is used for Shapes Tool is Tux Paint. ....
3. Name the bar contains the drawing tools. ....
4. Which is used to select the desired shape in Tux Paint. ....