

Name:

Roll No:

Class: Section:

Date:

WORKSHEET

1

INTRODUCTION TO FLASH CS6

Chapter-6





A. Circle the correct option.

1. The white rectangular area of the Adobe Flash Professional workspace is called stage/timeline.
2. The objects placed in the pasteboard/stage will not appear in the finished movie.
3. A frame is a single step of animation or picture on the flash timeline/stage.
4. The objects you place on the Stage/pasteboard will appear in your published movie.
5. You can/cannot draw and edit objects on one layer without affecting objects on another layer.

B. Complete the sentences.

1. The layer controls appear on the left side of the
2. The timeline is divided into
3. The grey area around the Stage is called
4. By default, the Properties panel and the Library panel are docked to the right side of the

C. Name the following tools of Flash.

1. 
2. 
3. 
4. 

WORKSHEET