

ANSWER KEY

1. Know Your Computer

One Touch Learn 

- A. 1. (c) 2. (b) 3. (b)
B. 1. (T) 2. (F) 3. (T) 4. (T) 5. (T)
C. 1. portable 2. decisions 3. feelings 4. speed

Let's Do It 

- A. 1. Laptop, Desktop, Tablet 2. Desktop
3. Do sums, Watch movies and listen to music, Do our homework

Crack The Code 

- A. 1. (C) 2. (C) 3. (C) 4. (M) 5. (M) 6. (C)
B. 1. LAPTOP 2. DESKTOP 3. SMARTPHONE 4. TABLET

FUN in LAB 

Do yourself.

2. Applications of a Computer

One Touch Learn 

- A. 1. (a) 2. (b) 3. (a)
B. 1. games 2. bills 3. timetables 4. diseases 5. police
C. 1. b 2. c 3. a 4. e 5. d

Let's Do It 

- A. 1. Schools, Hospitals 2. Prepare medical report

Crack The Code 

1. BANK 2. ATM 3. SHOP





Do yourself.

Periodic Assessment-1

(Based on chapters 1 & 2)

- A.** 1. (M) 2. (M) 3. (C) 4. (M) 5. (C)
B. 1. Bank 2. Railway Station and Airport 3. Space Research and Science Lab
4. Home 5. School 6. Hospital

3. Working of a Computer



- A.** 1. (b) 2. (a) 3. (a)
B. 1. CPU 2. Monitor 3. Mouse, Keyboard
C. 1. T 2. F 3. F



1. Output Input Process
2. Input Process Output



- A.** Input → Processing
B. 1. The working of a computer is based on the Input-Process-Output cycle.
2. Mouse, Keyboard
3. Output is the result that we get after processing.



Do yourself.

4. Computer Devices



- A.** 1. (b) 2. (b) 3. (c)
B. 1. d 2. e 3. a 4. b 5. c
C. 1. F 2. T 3. F 4. F 5. T
D. 1. Mouse 2. Printer 3. DVD 4. CPU 5. Scanner

Let's Do It

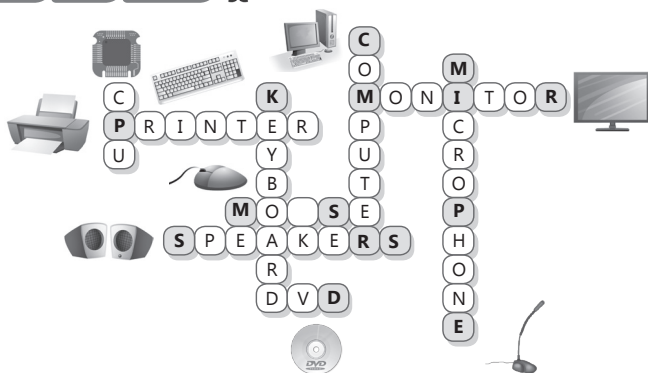


- A.** 1. Keyboard and Mouse 2. Monitor and Printer
3. You can store your work in CD, DVD or Pen drive.
- B.** Do yourself.

Crack The Code



A.



- B.** 1. Mouse 2. Scanner 3. Microphone 4. Printer 5. Speaker

FUN in LAB



Do yourself.

Periodic Assessment-2

(Based on chapters 3 & 4)

- A. Input** 1. Apples 2. Banana 3. Grapes 4. Orange 5. Salt
- B.** 1. I 2. O 3. S 4. O 5. I 6. S

Test Sheet-1

(Based on chapters 1 to 4)

Section A

- A.** 1. (ii) 2. (i) 3. (ii)
- B.** 1. T 2. T 3. F 4. T

Section B

- A.** 1. DVD and Pen drive 2. Inkjet Printer and Laser Printer
3. Monitor 4. Microphone and Mouse
- B.** 1. Computers are used in schools for:
(a) Making timetables and report cards (b) Teaching students
2. Computers are used in police station for tracking the record of criminals and drawing their sketches.



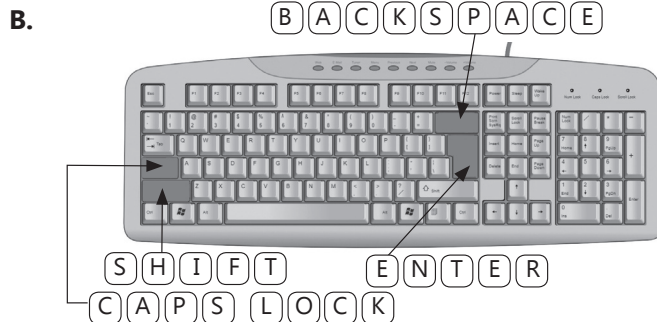
5. The Keyboard and The Mouse

One Touch Learn

- A. 1. (a) 2. (a) 3. (a)
 B. 1. single 2. tab 3. double 4. caps lock 5. right
 C. 1. (d) 2. (e) 3. (a) 4. (c) 5. (b)

Let's Do It

- A. 1. Caps Lock 2. Tab
 3. Drag means to move the mouse while keeping the mouse button pressed and move an item to another location on the computer.



Crack The Code

- A. 1. Opens 2. Selects
 B. 1. @ 2. & 3. A 4. B

FUN in LAB

Do yourself.

6. Operating a Computer

One Touch Learn

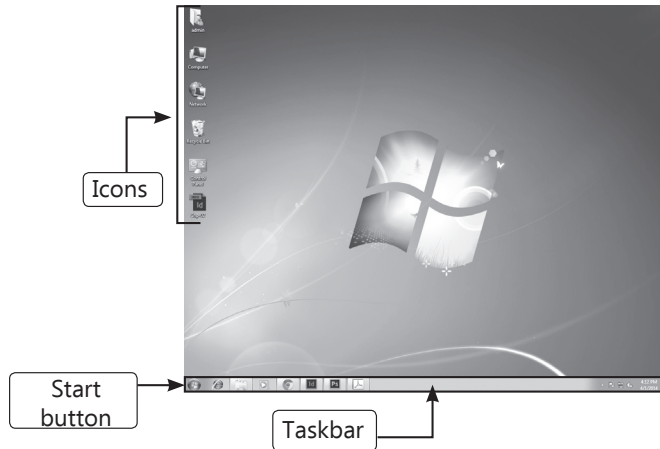
- A. 1. (a) 2. (b) 3. (a)
 B. 1. desktop 2. icons 3. control 4. start
 C. 1. F 2. T 3. F 4. F
 D. 1. d 2. c 3. a 4. b

Let's Do It



- A.
1. The first screen that appears when a computer is turned ON is called the desktop.
 2. Computer
 3. Start button

B.



Crack The Code



- A. 3 4 1 2

FUN in LAB

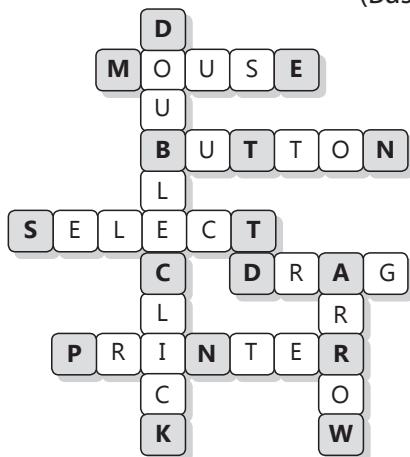


Do yourself.

Periodic Assessment-3

(Based on chapters 5 & 6)

A.



- B. Icons, Taskbar



7. More on Paint

One Touch Learn 

- A. 1. (c) 2. (b)
B. 1. c 2. d 3. b 4. a
C. 1. F 2. F 3. T 4. F

Let's Do It 

- A. 1. Paint is a program that can be used to draw and paint on the computer.
2. Rounded rectangle is used to draw rectangle and square with rounded corner.

Crack The Code 

1. Five-point Star, Rounded Rectangle, Fill with Color, Rectangle, Text
2. Curve, Fill with Color, Polygon

FUN

in

LAB 

Do yourself.

8. Fun with Tux Paint

One Touch Learn 

- A. 1. c 2. d 3. a 4. b
B. 1. Text 2. Magic 3. New 4. Open

Let's Do It 

1. Stamp tool is used to paste the ready-made pictures on our drawing canvas.
2. Magic tool is used to add special effects to the drawing.

Crack The Code 

Magic tool: Flower effect, Grass effect, Fill effect

FUN

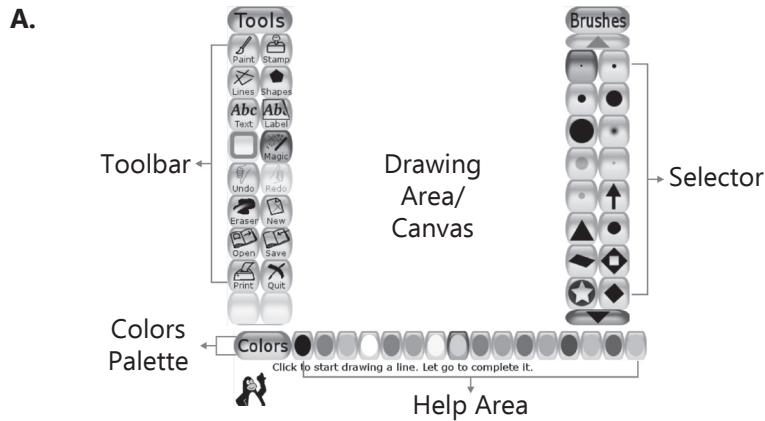
in

LAB 

Do yourself.

Periodic Assessment-4

(Based on chapters 7 & 8)



- B.** Five-point star Rectangle, Oval

Test Sheet-2

(Based on chapters 4 to 8)

Section A

- A.** 1. (ii) 2. (i) 3. (ii) 4. (iii)
B. 1. F 2. T 3. T 4. F

Section B

- A.** 1. Tab key is used to move the cursor several space forward at once.
 2. Paint is a program that can be used to draw and paint on the computer.
 3. Shapes group of Paint has various shapes.
 4. Magic tool is used to add special effects to the drawing.
B. 1. Stamp tool is used to paste the ready-made pictures on the drawing canvas.
 2. Icons are the small pictures on the desktop.

