

Name:

Roll No:

Class: Section:

Date:

WORKSHEET

INTRODUCTION TO SCRATCH

Chapter-9





A. Tick (✓) the correct option.

1. are pink coloured blocks.
a. Motion blocks b. Sound blocks c. Control blocks
2. A Scratch project has the extension
a. pptx b. docx c. sb2
3. The Grow button is used to make the sprite in size.
a. invisible b. smaller c. bigger

B. Match the following:

Column A

Column B

- | | |
|--|--|
| 1.  | a. Turns the sprite at a specified degree |
| 2.  | b. Let the sprite play a sound. |
| 3.  | c. Moves the Sprite 10 step forward. |
| 4.  | d. Pauses the script for the specified time. |

C. Fill in the blanks using the words given below.

Hints: brown, stop, blocks, stage, backdrop

1. A is a background of the stage.
2. The area shows the output of the program.
3. Events blocks are colour-coded blocks.
4. button is used to stop project.
5. The are arranged in different categories.