

# Touchpad

Computer Series

## WORKSHEETS

(For Student)



Name: .....

Roll No: .....

Class: ..... Section: .....

Date: .....

# WORKSHEET

## COMPUTER – A WONDERFUL MACHINE

Chapter-1


### A. Fill in the missing letters.

1. .... US ..... C
2. M ..... V ..... E .....
3. I ..... F O ..... M ..... T ..... N
4. .... I ..... T ..... R ..... S

### B. Write 'T' for True and 'F' for False.

1. An air conditioner makes a room cool. ....
2. Computer needs electricity to run. ....
3. Machines waste our time. ....
4. Computer needs instruction to do any work. ....

### C. Draw and colour a picture of any man-made thing that works on electricity.



Name: .....

Roll No: .....

Class: ..... Section: .....

Date: .....

## WORKSHEET

## FEATURES OF A COMPUTER

### Chapter-2

#### A. Tick (✓) the correct option.

1. You can send and receive ..... using a computer.
  - a. books
  - b. messages
  - c. food
2. .... computer can be kept on you lap.
  - a. Desktop
  - b. Laptop
  - c. Tablet
3. A computer ..... very fast.
  - a. runs
  - b. works
  - c. eats
4. Computer never get ..... .
  - a. tired
  - b. bored
  - c. both

#### B. Fill in the blanks with suitable words.

**Hints:** colour, computer, walk, sums, runs

1. .... makes our work easier and faster.
2. A computer ..... very fast.
3. Computer helps us calculate difficult ..... very quickly.
4. We can draw and ..... image on a computer.
5. A computer cannot ..... .

#### C. Write 'T' for True and 'F' False.

1. A computer can make mistake. ....
2. Computer can calculate sums. ....
3. Computer get tired on board. ....
4. We can draw and color the images on the computer. ....

Name: .....

Roll No: .....

Class: ..... Section: .....

Date: .....

**WORKSHEET****PLACES WHERE COMPUTERS  
ARE USED****Chapter-3****A. Read the clues and complete the name of the place.**

1. Making project \_\_\_\_\_ / C / H / \_\_\_\_\_ / \_\_\_\_\_ / L
2. Maintaining records O / \_\_\_\_\_ / F / \_\_\_\_\_ / \_\_\_\_\_ / E
3. Making bill \_\_\_\_\_ / H / \_\_\_\_\_ / P
4. Making medical reports of patients H / \_\_\_\_\_ / S / \_\_\_\_\_ / \_\_\_\_\_ / T \_\_\_\_\_ / L

**B. Fill in the blanks.****Hints:** games, bills movies, railway stations, color

1. You can watch ..... on the computer.
2. .... and airports are places where computers are used.
3. We can draw and ..... image on a computer.
4. Computer are also used to make ..... quickly for the customer.

**C. Tick the correct option.**

1. A computer is used at .....  
a. Airport                      b. School                      c. Both a and b
2. You can listen to ..... on the computer.  
a. Music                      b. Money                      c. Machine
3. Computers are used to maintain ..... in the office.  
a. Records                      b. Games                      c. Movies
4. A computer is used to make ..... in shops.  
a. Letters                      b. Bills                      c. Music

Name: .....

Roll No: .....

Class: ..... Section: .....

Date: .....

## WORKSHEET

## PARTS OF A COMPUTER

### Chapter-4

#### A. Tick (✓) the correct option.

1. Buttons on the keyboard are called ..... .  
 a. keys                      b. numbers                      c. letters
2. The ..... is also called Visual Display Unit (VDU).  
 a. Mouse                      b. Monitor                      c. CPU
3. The CPU is called the ..... of the computer.  
 a. heart                      b. hand                      c. brain
4. The monitor of a computer looks like a ..... .  
 a. Television                      b. Fan                      c. Washing Machine

#### B. Rearrange the letters.

1. KYEBRDOA
2. MSEOU
3. MNITORO
4. SPAERKES

\_\_\_\_\_

\_\_\_\_\_

\_\_\_\_\_

\_\_\_\_\_

#### C. Identify and name the parts of computer.



.....



.....

Name: .....

Roll No: .....

Class: ..... Section: .....

Date: .....

# WORKSHEET

## USES OF A KEYBOARD

### Chapter-5

#### A. Fill in the missing letters.

1. S \_ \_ \_ C \_ \_ \_ \_ \_ \_ \_ \_ Y

2. A \_ \_ P \_ \_ A \_ \_ E \_ \_ \_ \_ \_ Y S

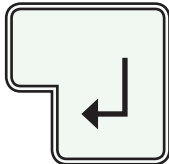


#### B. Write 'T' for true and 'F' for false.


1. A keyboard has 26 alphabet keys. ....
2. The backspace is the longest key on the keyboard. ....
3. Number keys cannot help you to type numbers. ....
4. The arrow keys are four in number. ....

#### C. Write the name of the keys.

1.



2.



3.



.....

.....

.....

#### D. Colour the number keys on the keyboard.



Name: .....

Roll No: .....

Class: ..... Section: .....

Date: .....

## WORKSHEET

## USES OF A MOUSE

### Chapter-6

#### A. Tick (✓) the correct option.

- What is pressing and releasing the left button of the mouse quickly called?  
a. Right-click      b. Left-click      c. Double-click
- Clicking the ..... mouse button ..... is called double-click.  
a. Left, Twice      b. Left, Once      c. Right, Thrice

#### B. Rearrange the letters to make correct option:

- LICKCING
- OINPETR
- GRADGING
- VOMSE


\_\_\_\_\_

\_\_\_\_\_

\_\_\_\_\_

\_\_\_\_\_

#### C. Label the name button of the mouse.



#### D. Answer the following question.

- What is a mouse?
- Write a use of the mouse.
- How many buttons a mouse has?
- What is a mouse pointer?



Name: .....

Roll No: .....

Class: ..... Section: .....

Date: .....

# WORKSHEET

## INTRODUCTION TO PAINT

Chapter-7

### A. Tick (✓) the correct option.

- Which group of MS Paint contain various shapes?  
a. Shapes group    b. Colors group    c. View group
- In Paint, colours are available in the .....  
a. Color    b. Shapes    c. Brush
- Which of the following options is used to change the thickness of the paint brush?  
a. Size    b. Brush tool    c. Shapes group

### B. Rearrange the letters to make correct option:

- AINTP    \_ \_ \_ \_ \_
- SLOOT    \_ \_ \_ \_ \_
- ARESRE    \_ \_ \_ \_ \_
- RUSHBSE    \_ \_ \_ \_ \_

### C. Label the name of tools used Paint in given figure.

-  .....  
.....
-  .....  
.....
-  .....  
.....
-  .....  
.....

### D. Fill in the blanks:

**Hints:** shapes, draw, brush, rectangle

- We can draw various group ..... such as line, circle etc.
- We can ..... and fill color in drawing area.
- ..... shape is used to draw from the shapes group.
- ..... tool is used for free hand drawing.



Name: .....

Roll No: .....

Class: ..... Section: .....

Date: .....

# WORKSHEET

## INTRODUCTION TO TUX PAINT

Chapter-8

### A. Tick (✓) the correct option.

- Which tool is used to draw straight lines?
  - Shapes
  - Lines
  - Quit
- Which of the following contains the drawing tools?
  - Toolbar
  - Selector
  - Drawing Canvas
- Which of the following used for drawing tools?
  - Toolbar
  - Screen
  - Shapes
- Which of the following tool used to erase the drawing from the drawing canvas?
  - Quit
  - Eraser
  - Paint

### B. Rearrange the letters to make correct words:

- LOOT \_\_\_\_\_
- UIQT \_\_\_\_\_
- EAPLTET \_\_\_\_\_
- IPTCUNER \_\_\_\_\_

### C. Look at the figure given below and write the names of the tool.



.....



.....



.....



.....



.....



.....

WORKSHEET