

Name: .....

Roll No: .....

Class: ..... Section: .....

Date: .....

## WORKSHEET

## INTRODUCTION TO SCRATCH

### Chapter-9





#### A. Tick (✓) the correct option.

- ..... are pink coloured blocks.
  - Motion blocks
  - Sound blocks
  - Control blocks
- A Scratch project has the extension ..... .
  - pptx
  - docx
  - sb2
- The Grow button is used to make the sprite ..... in size.
  - invisible
  - smaller
  - bigger

#### B. Match the following:

##### Column A

##### Column B

- |  |  |
|--|--|
| 1.  | a. Turns the sprite at a specified degree    |
| 2.  | b. Let the sprite play a sound.              |
| 3.  | c. Moves the Sprite 10 step forward.         |
| 4.  | d. Pauses the script for the specified time. |

#### C. Fill in the blanks using the words given below.

**Hints:** brown, stop, blocks, stage, backdrop

- A ..... is a background of the stage.
- The ..... area shows the output of the program.
- Events blocks are ..... colour-coded blocks.
- ..... button is used to stop project.
- The ..... are arranged in different categories.