

ANSWER KEY

Touchpad iPRIME Ver 2.0

Class-1

1. Computer—A Wonderful Machine

One Touch Learn



- A. 1. c. 2. b. 3. a.
B. 1. T 2. F 3. F 4. F 5. T 6. T
C. 1. d. 2. c. 3. b. 4. a.

Let's Do It




1. Air conditioner and television
2. Using a computer we can draw pictures, do sums and watch movies.
3. The types of computers are laptop, desktop and tablet.

Crack The Code



- A. 1. X 2. ✓ 3. X 4. ✓ 5. X 6. X 7. ✓ 8. ✓ 9. ✓

B.



2. Uses of Computer

One Touch Learn



- A. 1. c. 2. b. 3. a.

- B. 1. T 2. T 3. T 4. F 5. F
C. 1. games 2. walk 3. music 4. draw 5. fast



1. (i) We can type letters, words, sentences on a computer.
(ii) Computer can calculate difficult sum quickly.
2. A computer cannot think.
3. At home a computer is used to watch movies, make projects and listen music.



- A. 1. SHOP 2. AIRPORT 3. HOSPITAL 4. SCHOOL 5. OFFICE
B. 1. X 3. X 5. X



Do yourself.

3. Parts of a Computer



- A. 1. b. 2. a. 3. a.
B. 1. wire 2. television 3. keys 4. buttons
C. 1. b. 2. e. 3. a. 4. c. 5. d.



1. Monitor, CPU, Mouse and Keyboard are the main parts of a computer.
2. Keyboard helps us to type.
3. Printer is used to print text & pictures on paper.



1. Mouse 2. Keyboard 3. CPU 4. Monitor



Do yourself.



Touchpad iPRIME (Version 2.0)-I (Answer Key)

4. Using Computers—Do's and Dont's

One Touch Learn



- A. 1. b. 2. b. 3. a.
B. 1. F 2. T 3. T 4. F 5. F
C. 1. quiet 2. carefully 3. spill 4. silence 5. correct posture 6. ears

Let's Do It



- The two manners that we should follow in our computer lab are:
 - Always press the keyboard keys gently.
 - Always maintain a correct posture while working on a computer.
- We must not eat or drink in the computer room.

Crack The Code



1. Dust Cover 2. UPS 3. Keyboard

Worksheet-1

(Based on chapters 1 to 4)

- A. 1. 3 2. 3
B. 1. T 2. T 3. F 4. F
C. 1. Mouse 2. Keyboard 3. CPU 4. Speakers

Test Sheet-1

(Based on chapters 1 to 4)

Section A

- A. 1. (iii) 2. (ii) 3. (ii)
B. 1. man 2. sums 3. dust cover 4. correct posture 5. Printer

Section B

- A. 1. Air Conditioner, Refrigerator and television work on electricity.
2. Bank and Hospital are the two places where computers are used.
3. (i) We must not sit too close to the computer.
(ii) We must not click the mouse button continuously.

4. Keyboard helps us to type our name.
- B.** 1. Computers can do many kinds of work, but the other machines can only do the kind of work for which they have been made.
2. (i) We should always press the keyboard keys gently.
(ii) We should always maintain a correct posture while working on a computer.



Do yourself.


5. Using the Mouse



- A.** 1. c. 2. a. 3. c.
- B.** 1. mouse 2. Dragging 3. clicking 4. Pointer 5. single-click
- C.** 1. c. 2. a. 3. b. 4. e. 5. d.



1. Left button, Right button and Scroll wheel.
2. Index finger is used to press the left button of mouse with right hand.
3. Moving the mouse while keeping the left button pressed is called dragging a mouse. Dragging is used to move any object on the screen.



Do yourself.



Touchpad iPRIME (Version 2.0)-I (Answer Key)

6. Using the Keyboard

One Touch Learn



- A. 1. b. 2. b. 3. a.
B. 1. F 2. T 3. T 4. T 5. F
C. 1. Cursor 2. Keyboard 3. Spacebar 4. Number 5. Alphabet

Let's Do It



1. Alphabet keys are used to type words and sentences.
2. Enter key is also called Return key.
3. Backspace key is used to erase what we have typed.

Crack The Code



FUN in LAB



Do yourself.

7. Storage Devices

One Touch Learn



- A. 1. a. 2. c. 3. b.
B. 1. T 2. T 3. T 4. F
C. 1. d. 2. c. 3. e. 4. a. 5. b.

Let's Do It

1. Bucket, Cupboard and Refrigerator are used to store items at our home.
2. Pen drive and Memory card are two examples of storage devices.
3. CD stands for Compact Disc.
DVD stands for Digital Versatile Disc.

Crack The Code

1.



2.



3.



4.



5.



FUN in LAB

Do yourself.

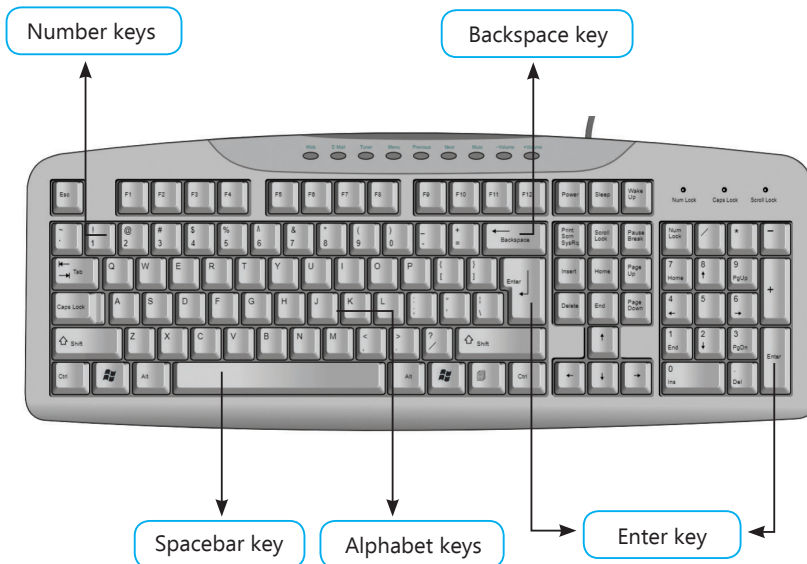


Touchpad iPRIME (Version 2.0)-I (Answer Key)

Worksheet-2

(Based on chapters 5 to 7)

A.



B. 1. Dragging 2. Mouse 3. Right-click

C. 1. Pen drive 2. Compact Disc 3. Memory card 4. Digital Versatile Disc

Test Sheet-2

(Based on chapters 5 to 7)

Section A

A. 1. (iii) 2. (iii) 3. (ii)

B. 1. cursor 2. alphabet 3. single-click 4. mouse 5. compact disc

Section B

A. 1. Enter key is also called the Return key.

2. A computer mouse has one scroll wheel.

3. CD, Pen drive and Memory Card are the three storage devices.

4. Spacebar key is used to give blank space between words.

B. 1. Moving the mouse while keeping the left button pressed is called dragging a mouse. Dragging is used to move any object on the screen.

2. Number keys help us to type numbers.