

ANSWER KEY

Touchpad iPRIME Ver 1.0

Class-1

1. Computer—A WonderFul Machine

One Touch Learn



- A. 1. c. 2. b. 3. a.
B. 1. T 2. F 3. F 4. F 5. T 6. T
C. 1. d. 2. c. 3. b. 4. a.

Let's Do It




1. Air conditioner and television
2. Using a computer we can draw pictures, do sums and watch movies.
3. The types of computers are laptop, desktop and tablet.

Crack The Code



- A. 1. (X) 2. (✓) 3. (X) 4. (✓) 5. (X) 6. (X) 7. (✓) 8. (✓) 9. (✓)

B.



FUN in LAB



Do yourself.

2. Uses of Computer

One Touch Learn 

- A. 1. c. 2. b. 3. a.
B. 1. T 2. T 3. T 4. F 5. F
C. 1. games 2. walk 3. music 4. draw 5. fast

Let's Do It 

- (i) You can type letters, words, sentences on a computer.
(ii) Computers can calculate difficult sum quickly.
- A computer cannot think.
- At home a computer is used to watch movies, make projects and listen to music.

Crack The Code 

- A. 1. SHOP 2. AIRPORT 3. HOSPITAL 4. SCHOOL 5. OFFICE
B. 1. (X) 3. (X) 5. (X)

FUN in LAB 

Do yourself.

3. Parts of a Computer

One Touch Learn 

- A. 1. b. 2. a. 3. a.
B. 1. wire 2. television 3. keys 4. buttons
C. 1. b. 2. e. 3. a. 4. c. 5. d.

Let's Do It 

- The main parts of a computer are Monitor, CPU, Mouse and Keyboard.
- Keyboard helps you to type.
- Printer is used to print text and pictures on paper.





1. Mouse 2. Keyboard 3. CPU 4. Monitor



Do yourself.

4. Using Computers—Do's and Dont's



- A.** 1. b. 2. b. 3. a.
B. 1. F 2. T 3. T 4. F 5. F
C. 1. quiet 2. carefully 3. spill
4. silence 5. correct posture 6. ears



1. (i) Always press the keyboard keys gently.
(ii) Always maintain a correct posture while working on a computer.
2. Do not eat or drink in the computer room.



1. Dust Cover 2. UPS 3. Keyboard



Do yourself.

Worksheet-1

(Based on chapters 1 to 4)

- A.** 1. 3 2. 3
B. 1. T 2. T 3. F 4. F
C. 1. Mouse 2. Keyboard 3. CPU 4. Speakers

Test Sheet-1

(Based on chapters 1 to 4)

Section A

- A.** 1. (iii) 2. (ii) 3. (ii)
- B.** 1. man 2. sums
3. dust cover 4. correct posture
5. Printer

Section B

- A.** 1. Air conditioner, Refrigerator and Television.
2. Bank and hospital.
3. (i) Do not sit too close to the computer.
- (ii) Do not click the mouse button continuously.
4. Keyboard helps you to type your name.
- B.** 1. The other machines can only do the kind of work for which they have been made. But computers can do many kinds of work.
2. (i) Always press the keyboard keys gently.
- (ii) Always maintain a correct posture while working on a computer.

5. Using the Mouse

One Touch Learn



- A.** 1. c. 2. b. 3. c.
- B.** 1. mouse 2. Dragging 3. clicking
4. Pointer 5. single-click
- C.** 1. c. 2. a. 3. b. 4. d.


Let's Do It



1. Light button, Right button and scroll wheel are the parts of a mouse.
2. Index finger is used to press the left button of mouse with right hand.
3. Moving the mouse while keeping the left button pressed is called dragging a mouse. Dragging is used to move any object on the screen.



Crack The Code



FUN in LAB



Do yourself.

6. Using the Keyboard

One Touch Learn



- A. 1. b. 2. b. 3. a.
B. 1. F 2. T 3. T 4. T 5. F
C. 1. Cursor 2. Keyboard 3. Spacebar 4. Number 5. Alphabet

Let's Do It



1. Alphabet keys are used to type words and sentence.
2. Enter key is also called Return key.
3. Backspace key is used to erase what we have typed.

Crack The Code



FUN in LAB



Do yourself.



7. Storage Devices

One Touch Learn



- A.** 1. a. 2. c. 3. b.
B. 1. T 2. T 3. T 4. F
C. 1. d. 2. c. 3. e. 4. a. 5. b.

Let's Do It



1. Bucket 2. Cupboard 3. Refrigerator.
- Examples of storage devices are Pen drive and Memory card.
- CD stands for Compact Disc.
DVD stands for Digital Versatile Disc.

Crack The Code



1.



2.



3.



4.



5.

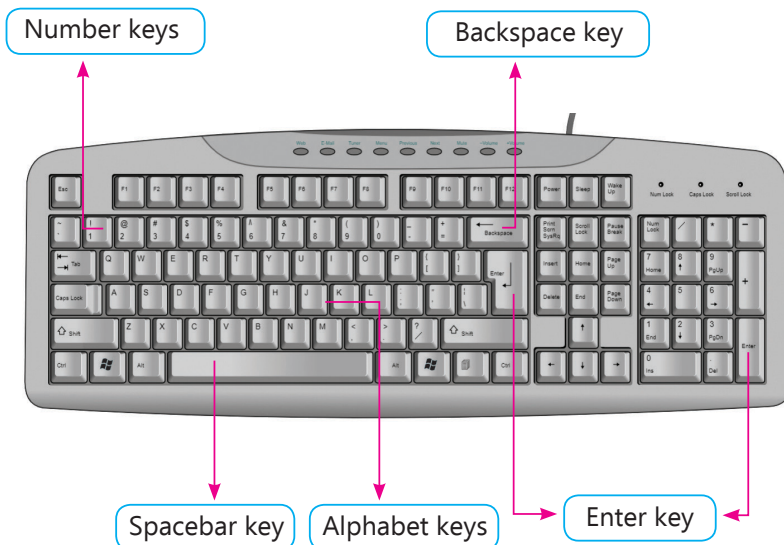


Do yourself.

Worksheet-2

(Based on chapters 5 to 7)

A.



B. 1. Dragging

2. Mouse

3. Right-click

C. 1. Pen drive

2. Compact Disc

3. Memory card

4. Digital Versatile Disc

Test Sheet-2

(Based on chapters 5 to 7)

Section A

A. 1. (iii) 2. (iii) 3. (ii)

B. 1. cursor 2. alphabet 3. single-click 4. mouse 5. compact disc

Section B

A. 1. Enter key is also called Return key.

2. A computer mouse has one scroll wheel.

3. Name of storage devices are CD, Pen drive and Memory card.

4. Spacebar key is used to give blank space between words.

B. 1. Moving the mouse while keeping the left button pressed is called dragging a mouse. Dragging is used to move any object on the screen.

2. Number keys help you to type numbers.