

# ANSWER KEY

Touchpad PLUS Ver 1.0  
Class-1

## 1. Computer—A Wonderful Machine

One Touch Learn 

- A. 1. (c) 2. (b) 3. (b)  
B. 1. T 2. F 3. F 4. T 5. F  
C. 1. easy 2. movies 3. machine 4. electricity 5. computer  
D. 1. (d) 2. (c) 3. (e) 4. (a) 5. (b)

Let's Do It 

- E. 1. Name of two machines are Computer, Fan.  
2. Computer is a machine that can do many kinds of work.

Crack The Code 


- A. 1. (X) 2. (✓) 3. (X) 4. (✓) 5. (X) 6. (X) 7. (✓) 8. (✓) 9. (✓)

B.

C	O	M	P	U	T	E	R
R	S	A	B	A	C	U	S
A	B	C	C	U	S	R	T
N	D	H	A	B	D	F	I
E	T	I	K	R	R	T	X
J	E	N	O	M	Q	B	J
K	R	E	D	C	C	A	U



C.



Do yourself.

## 2. Features of a Computer



- |           |          |         |          |         |         |      |
|-----------|----------|---------|----------|---------|---------|------|
| <b>A.</b> | 1. (b)   | 2. (b)  | 3. (c)   |         |         |      |
| <b>B.</b> | 1. T     | 2. F    | 3. T     | 4. F    | 5. T    | 6. T |
| <b>C.</b> | 1. games | 2. walk | 3. music | 4. draw | 5. fast |      |
| <b>D.</b> | 1. (b)   | 2. (a)  | 3. (c)   | 4. (e)  | 5. (d)  |      |



- |           |  |                     |           |
|-----------|--|---------------------|-----------|
| <b>A.</b> | 1. Laptop  | 2. Desktop computer | 3. Tablet |
| <b>B.</b> | 1. Computer cannot dance.  |                     |           |
|           | 2. Desktop computer, laptop computer and tablet computer.          |                     |           |
|           | 3. We can play lots of games and we can watch cartoons and movies. |                     |           |



1. (X)      3. (X)      5. (X)



Do yourself.

# Periodic Assessment-1

(Based on chapters 1 & 2)

- A. 1. Machines found inside the house **3**  
 2. Machines found outside the house **3**
- B. 2. (✓) 4. (✓)

## 3. Places where Computers are used

One Touch Learn 

- A. 1. (b) 2. (a)
- B. 1. T 2. T 3. T 4. F 5. F

Let's Do It 

1. The computers are used at home to watch movies and play games.  
 2. Computers are used in hospital to make medical reports

Crack The Code 

A.

R	R	A	I	L	W	A	Y	R
G	G	S	V	B	I	I	U	S
A	A	B	I	A	R	R	R	H
J	J	D	D	N	P	P	F	O
E	E	T	E	K	O	O	T	P
S	S	E	O	S	R	R	B	J
O	F	F	I	C	E	T	C	U

- B. 1. SHOP 2. AIRPORT 3. HOSPITAL 4. SCHOOL 5. OFFICE

FUN in LAB 

Do yourself.

## 4. Parts of a Computer

### One Touch Learn



- A.** 1. (b)                      2. (a)                      3. (a)  
**B.** 1. wire                      2. television                      3. keys                      4. buttons  
**C.** 1. (b)                      2. (d)                      3. (a)                      4. (c)  
**D.** 1. F                      2. T                      3. T                      4. F                      5. F

### Let's Do It



1. The main parts of a computer are Monitor, CPU, Mouse and Keyboard.
2. Keyboard helps you to type.
3. Printer is used to print text and pictures on paper.

### Crack The Code



- A.** 1. (✓)                      5. (✓)                      6. (✓)                      7. (✓)                      8. (✓)  
**B.** 1. Mouse                      2. Keyboard                      3. CPU                      4. Monitor

### FUN in LAB



Do yourself.

## Periodic Assessment-2

(Based on chapters 3 & 4)

- A.** 1. (c)                      2. (d)                      3. (b)                      4. (e)                      5. (a)  
**B.** 1. Mouse                      2. Keyboard                      3. CPU                      4. Headphones

## Test Sheet-1

(Based on chapters 1 to 4)

### Section A

- A.** 1. (iii)                      2. (ii)                      3. (ii)  
**B.** 1. man                      2. sums                      3. tickets                      4. keys                      5. printer

### Section B

- A.** 1. Television, Washing machine and computer work on electricity.  
2. Home, Offices  
3. Car, Fan, Television  
4. Keyboard helps you to type your name.



- B.** 1. The other machines can only do the kind of work for which they have been made. But computers can do many kinds of work.  
2. A desktop computer is a type of computer. It is big in size.

## 5. Uses of a Keyboard

**One Touch Learn** 

- A.** 1. (b)      2. (c)      3. (a)  
**B.** 1. F      2. T      3. T      4. T      5. F  
**C.** 1. cursor      2. Keyboard      3. Number      4. Alphabet

**Let's Do It** 

1. Alphabet keys are used to type words and sentences.
2. Enter key is also called Return key.
3. Backspace key helps you to erase what you have typed.

**Crack The Code** 



- B.** 1. KEYBOARD      2. SPACEBAR      3. ENTER      4. CURSOR      5. BACKSPACE

**FUN in LAB** 

Do yourself.

## 6. Uses of a Mouse

**One Touch Learn** 

- A.** 1. (c)      2. (a)  
**B.** 1. F      2. F      3. T      4. F  
**C.** 1. mouse      2. Dragging      3. clicking

4. Mouse pointer

5. single-click


- D. 1. (c) 2. (a) 3. (b) 4. (d)



- E. 1. Left button, Right button and Scroll wheel are the parts of a mouse.  
2. Index finger is used to press the left button of mouse with right hand.



- A. Find the given words hidden in this word grid.

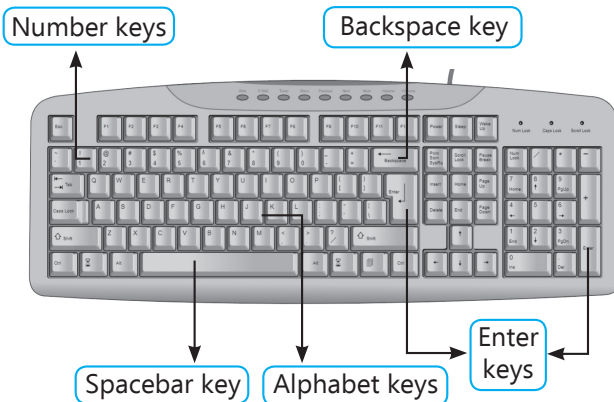


Do yourself.

## Periodic Assessment-3

(Based on chapters 5 & 6)

A.



- B. 1. Number keys 2. Enter key 3. Cursor control keys 4. Spacebar key



Touchpad PLUS (Version 1.0)-I (Answer Key)

## 7. Introduction to Paint

**One Touch Learn** 

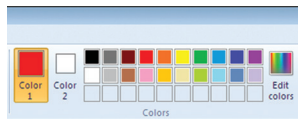

- A. 1. (b) 2. (c) 3. (c)  
B. 1. (d) 2. (c) 3. (a) 4. (b)

**Let's Do It** 

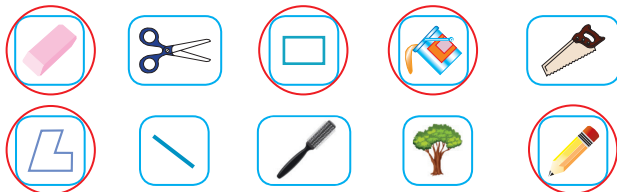
- A. 1. Name of two groups of the paint window are Shapes group and Tools group.  
2. Line shape is used to draw a straight line.  
3. Fill with color tool is used to fill colour in any shape.  
4. Brushes tool is used for freehand drawing.

**Crack The Code** 

A.



B



**FUN in LAB** 

Do yourself.

## 8. Introduction to Tux Paint

### One Touch Learn



- A. 1. (b) 2. (b) 3. (a)  
B. 1. Lines 2. Eraser 3. Quit 4. Paint 5. Tux Paint

### Let's Do It

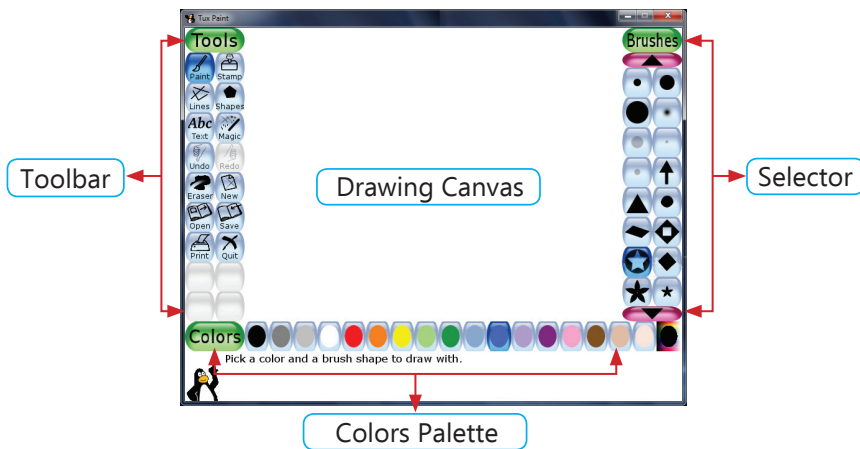


1. Tux Paint is a freehand drawing program designed for young children.
2. Lines tool is used to draw straight lines.
3. Paint tool is used to draw freehand.

### Crack The Code



- A. Shapes, Paint tool, Magic tool  
B.



Do yourself.

## Periodic Assessment-4

(Based on chapters 7 & 8)

- A. 1. Eraser 2. Drawing 3. Brushes 4. Tools  
B. 1. Line tool 2. Eraser tool 3. Rectangular  
4. Fill with color tool 5. Pencil 6. Tux Paint





## Test Sheet-2

(Based on chapters 5 to 8)

### Section A

**A.** 1. (iii) 2. (ii) 3. (ii)

**B.** 1. Cursor 2. Alphabet 3. Click 4. Paint 5. Line

### Section B

- A.**
1. Enter key is also called the return key.
  2. The computer mouse has one scroll wheel.
  3. The parts of the paint window are: title bar, ribbon, tabs, drawing area, status bar.
  4. Spacebar key is used to give a blank space between two words.
- B.**
1. Moving the mouse while keeping the left button pressed is called dragging.
  2. We use number keys to type numbers.

