

Name:

Roll No:

Class: Section:


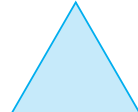

Date:

ALGORITHM AND FLOWCHARTS

Chapter-3

A. Tick (✓) the correct option.



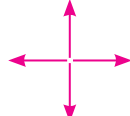

1. Which of the following is the symbol of input and output box in a flowchart?

- a.  ☐ b.  ☐ c.  ☐






2. An is a set of steps in a sequential manner to solve a problem or to complete a task.

- a. Symbol ☐ b. Start ☐ c. Algorithm ☐

3. Which symbol is used to show the direction in which the process flows?

- a.   ☐ b.  ☐ c.  ☐

B. Match the following symbols used in Flowchart with their names:

- | | |
|-----------------|---|
| 1. Process | a.   |
| 2. Input/Output | b.  |
| 3. Connector | c.  |
| 4. Decision | d.  |

C. Fill in the blanks using the hints given below:

Hints: Flowchart, connectors, Programming

- are usually labelled in pairs to show matching jump points.
- is step-by-step instructions to the computer.
- A computer programmer draws a before writing a computer program.

Grade:



Teacher's Signature: