

Name:

Roll No:





Class: Section:

Date:

INTRODUCTION TO TUX PAINT

Chapter-7

A. Match the following:

- | | | | |
|----|--|----|-------------|
| 1. |  | a. | Eraser Tool |
| 2. |  | b. | Shapes Tool |
| 3. |  | c. | Paint Tool |
| 4. |  | d. | Line Tool |

B. Fill in the blanks using the hints given below:

Hints: four, colours, drawing, Quit

- The largest part of Tux Paint Screen is Canvas.
- The main screen of Tux Paint is divided into section.
- tool is used to save and quit drawing.
- A palette with is used to change the appearance of the drawing canvas.

C. Answer the following:

- Which tool is used to erase the unnecessary part of the drawing?
.....
- Which tool is used to draw straight lines?
.....
- Which tool is used to close the program?
.....