

Name: .....

Roll No: .....

Class: ..... Section: .....

Date: .....

## INTRODUCTION TO PAINT

### Chapter-7





#### A. Tick (✓) the correct option.

- Which group of MS Paint contain various shapes?  
 a. Shapes group ☐      b. Colors group ☐      c. View group ☐
- In Paint, colours are available in the ..... group.  
 a. Color ☐      b. Shapes ☐      c. Brush ☐
- Which of the following options is used to change the thickness of the paint brush?  
 a. Size ☐      b. Brush tool ☐      c. Shapes group ☐

#### B. Rearrange the letters to make correct option.

- AINTP .....  
 2. SLOOT .....  
 3. ARESRE .....  
 4. RUSHBSE .....

#### C. Write the names of the following tools:

-  .....  
 2.  .....  
 3.  .....  
 4.  .....

#### D. Fill in the blanks using the hints given below:

**Hints:** draw, Brush, Rectangle

- We can ..... and fill colour in drawing area.
- ..... shape is used to draw from the shapes group.
- ..... tool is used for free hand drawing.