

Worksheet

2

Name:

Roll No: Class: Section:

Date:

TUX PAINT

Chapter-5

A. Tick (✓) the correct option.

1. Which of the following is used to remove a part of the drawing?

- a.  ☐ b.  ☐ c.  ☐

2. Which of the following tool is used when you which start a new drawing?

- a.  ☐ b.  ☐ c.  ☐






3. Which of the following tool will be used to close Tux paint?

- a.  ☐ b.  ☐ c.  ☐

4. Which of the following tools is used to fill colour in a drawing?

- a.  ☐ b.  ☐ c.  ☐

B. Match the following.

- | | |
|--|----------------|
| 1.  | a. Save tool |
| 2.  | b. Quit tool |
| 3.  | c. New tool |
| 4.  | d. Eraser tool |
| 5.  | e. Paint tool |