

# Worksheet

Name: .....

Roll No: ..... Class: ..... Section: .....

Date: .....

## LET'S TYPE IN RAPIDTYPING

### Chapter-4




#### A. Tick (✓) the correct option.

- Which of these key is used to start the lesson in RapidTyping?  
a. F5 ☐ b. F11 ☐ c. F1 ☐
- Which of the following keys will be pressed with your fingers on the left hand?  
a. J ☐ b. A ☐ c. L ☐
- The letter to be typed is highlighted in a .....  
a. circle ☐ b. box ☐ c. rectangle ☐
- Which of these shows you where to put your finger and how to start?  
a. Lesson Area ☐ b. Work Area ☐ c. Status Area ☐

#### B. Guess who am I?

- I am a touch-typing program. ....
- I am a bar which shows where to put your finger and how to start. ....
- I am a colour in which the text is highlighted when it is typed correctly. ....

#### C. Match the following.

-  a. left hand thumb
-  b. Left hand index finger
-  c. Right hand index finger