

Worksheet

Name:

Roll No: Class: Section:

Date:





LET'S LEARN SCRATCH

Chapter-8

A. Tick (✓) the correct option.

- Which of these are Pink colored blocks?
 - Motion blocks ☐
 - Sound blocks ☐
 - Control blocks ☐
- Which of the following is Scratch project extension?
 - pptx ☐
 - docx ☐
 - sb2 ☐
- Grow button is used to make the sprite in size.
 - invisible ☐
 - smaller ☐
 - bigger ☐

B. Match the following.

- | | |
|--|--|
| 1.  | a. Turns the sprite at a specified degree |
| 2.  | b. Let the sprite play a sound. |
| 3.  | c. Moves the Sprite 10 step forward. |
| 4.  | d. Pauses the script for the specified time. |

C. Fill in the blanks using the hints given below:

Hints: brown, stop, blocks, stage, backdrop

- A is a background of the stage.
- The area shows the output of the program.
- Events blocks are colour-coded blocks.
- button is used to stop project.
- The are arranged in different categories.