

1. Know Your Computer

One Touch Learn 

- A. 1. c 2. b 3. b 4. a 5. b 6. a
B. 1. T 2. F 3. T 4. T 5. T
C. 1. b. 2. c. 3. a. 4. e. 5. d.

Let's Do It 

- A. 1. Desktop is used in school.
2. Computers are used in Hospital to prepare medical report.
3. Schools and Hospitals are the two places where computers are used.
4. We can do sums and watch movies on a computer.

Crack The Code 

- A. 1. C 2. C 3. C 4. M 5. M 6. M
B. 2. BANK 3. SHOP

FUN in LAB 

Do yourself.

2. Working of a Computer

One Touch Learn 

- A. 1. b 2. a 3. a 4. b 5. a
B. 1. CPU 2. Monitor 3. Mouse, Keyboard 4. printer 5. scanner

- C. 1. b 2. c 3. a
D. 1. T 2. F 3. F 4. F 5. T 6. F



- A. Input → Processing
B. 1. A computer works on the Input-Process-Output cycle.
2. Monitor and printer are the two output devices.
3. Output is the result that we get after processing.
4. Mouse and Keyboard are the two input devices.



- A. 1. Mouse 2. Scanner 3. Microphone 4. Printer 5. Speaker
B. 1. Output Input Process
2. Input Process Output
C.



Do yourself.

Periodic Assessment-1

(Based on chapters 1 & 2)

- A. 1. I 2. O 3. O 4. I
B. 1. Railway Stations and Airports
2. Space Research and Science Labs
C. Input 1. Apples 2. Banana 3. Grapes 4. Orange 5. Salt



3. Uses of the Keyboard and the Mouse

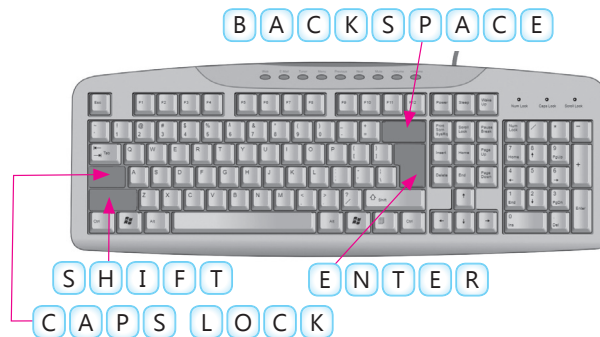
One Touch Learn 

- A. 1. a 2. a 3. a 4. c 5. a
B. 1. f 2. g 3. a 4. b 5. e 6. d 7. c
C. 1. single 2. tab 3. double 4. Spacebar 5. right

Let's Do It 

- A. 1. Caps Lock is used to write capital letters.
2. Tab key is used to move the cursor several spaces forward at once.
3. Drag means to move the mouse while keeping the mouse button pressed and move an item to another location on the computer.
4. Alphabet keys helps us to type a to z.
B. 1. Ball Mouse 2. Wireless Mouse 3. Optical Mouse

Crack The Code 



FUN in LAB 

Do yourself.

4. Operating a Computer

One Touch Learn

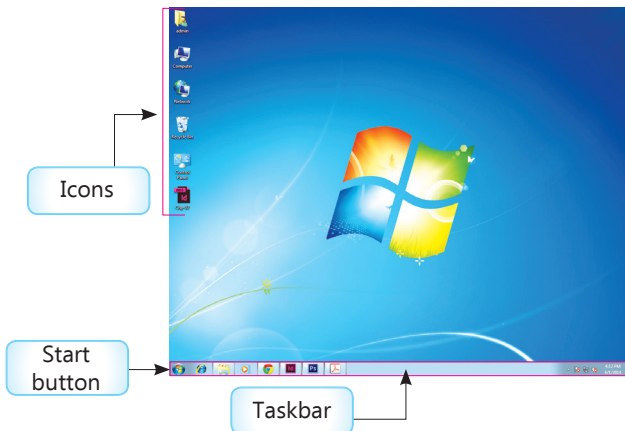
- A. 1. a 2. b 3. a
- B. 1. desktop 2. icons 3. control 4. start
- C. 1. F 2. T 3. F 4. F
- D. 1. d 2. c 3. a 4. b

Let's Do It

- A. 1. Computer
2. Start Button opens the Start menu.
3. The first Screen that appears when a computer is turned on is called the desktop.

Crack The Code

- A. 3 4 1 2
- B.



FUN in LAB

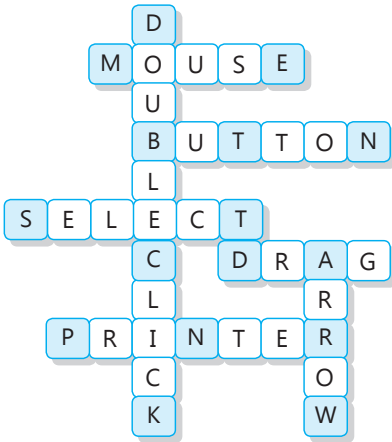
Do yourself.



Periodic Assessment-2

(Based on chapters 3 & 4)

A.



B. Icons, Taskbar

Test Sheet-1

(Based on chapters 1 to 4)

Section A

A. 1. (ii) 2. (i) 3. (ii)

B. 1. T 2. T 3. F 4. T 5. F

Section B

- A.
1. You can press the Tab key to move the cursor several spaces forward at once.
 2. Inkjet Printer and Laser Printer are the two types of printer.
 3. Monitor looks like a television.
 4. Microphone and Mouse are the two input devices.
- B.
1. Computers are used in schools for:
 - (a) Making timetables and report cards
 - (b) Teaching students
 2. Computers are used in police station for tracking the record of criminals and drawing their sketches.

5. Fun with Tux Paint

One Touch Learn

- A. 1. b 2. b 3. a
B. 1. (c) 2. (d) 3. (a) 4. (b)
C. 1. text 2. magic 3. new 4. open

Let's Do It

1. Stamp tool is used to paste the ready-made pictures on our drawing canvas.
2. Magic tool is used to add special effects to the drawing.
3. Open tool is used to open the existing drawing in Tux Paint.
4. Text tool is used to type text.

Crack The Code

Magic tool: Flower effect, Grass effect, Fill effect

FUN in LAB

Do yourself.

6. More on Paint

One Touch Learn

- A. 1. c 2. b 3. a
B. 1. c 2. d 3. b 4. a
C. 1. F 2. F 3. T 4. F

Let's Do It

- A. 1. Paint program is used for drawing and painting on the computer.
2. Rounded rectangle shape used to draw rectangle and square with rounded corners.

Crack The Code

1. Five-point Star, Rounded Rectangle, Fill with Color, Rectangle, Text
2. Curve, Fill with Color and Pencil is used to draw rectangle and square with rounded corner.

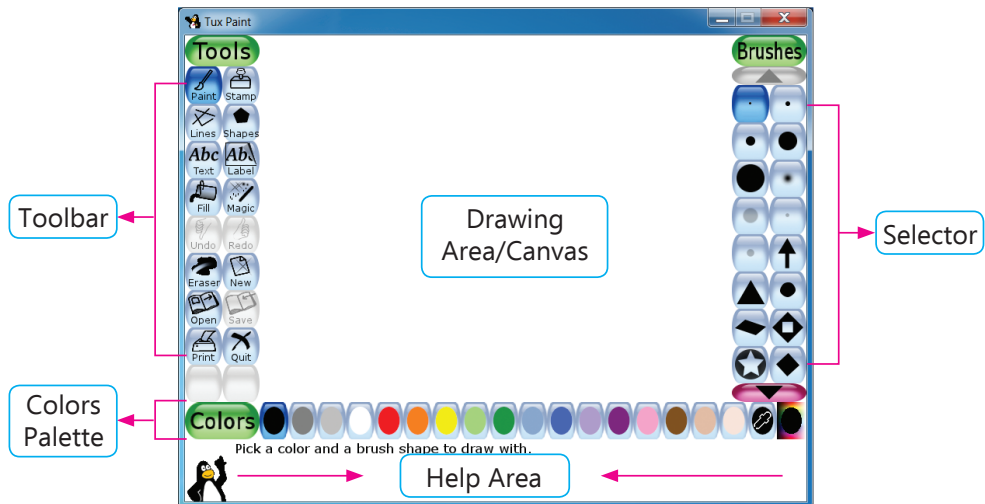


Do yourself.

Periodic Assessment-3

(Based on chapters 5 & 6)

A.



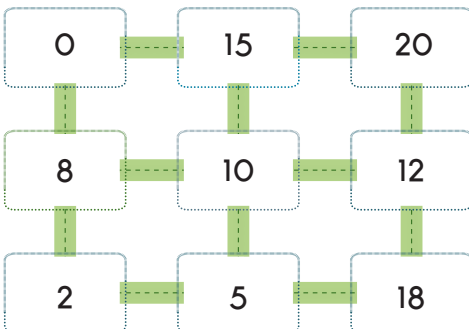
B. 1. Five-point star 2. Rectangle, Oval, Fill with color

7. Reasoning and Analysis

One Touch Learn 

A. 1. c 2. c

B.



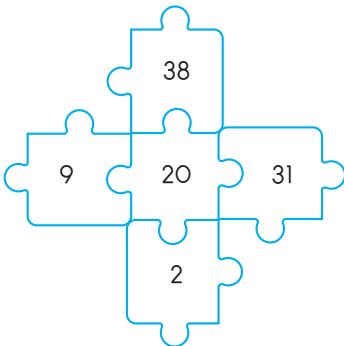
C.



1. There are basically four directions: North, South, West and East.
2. A number grid is solved by reading the instructions carefully.



A.



B.



8. Artificial Intelligence Around Us

One Touch Learn 

- A.** 1. a 2. c 3. a
B. 1. Understand 2. Recognise 3. Voice assistant 4. Easier

Let's Do It 

1. Artificially intelligent machines are machines that can think and work like humans.
2. Two examples of voice assistants are Google voice assistant and Cortana.

Crack The Code 

1. ROBOT
2. GOOGLE
3. SIRI

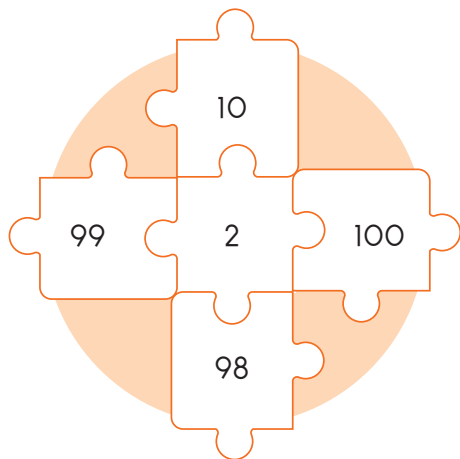
FUN in LAB 

Do yourself.

Periodic Assessment-4

(Based on chapters 7 & 8)

A.



- B.** 1. (b) 2. (c) 3. (a)

Test Sheet-2

(Based on chapters 5 to 8)

Section A

- A.** 1. i 2. ii 3. i 4. iii
B. 1. F 2. T 3. T 4. F

Section B

- A.** 1. (This question is incorrect in the book please correct it in your textbook)
Q. Which tool is used to draw curved lines?
A. Curve shape is used to draw curved lines?
2. Text tool is used to write text in your drawing area.
3. Shapes group of Paint has various shapes.
4. Magic tool is used to add special effects to the drawing.
- B.** 1. Artificial intelligence that we see around us are:
-Voice Assistant
-Face detection
-Navigation
2. To draw rounded rectangle, follow these given steps:
Step 1 Click on Rounded rectangle shape from the Shapes group.
Step 2 Click on the Size group.
Step 3 Select the thickness of line from Size group.
Step 4 Drag the mouse to draw a rounded rectangle.

