


1. Computer—My Best Friend

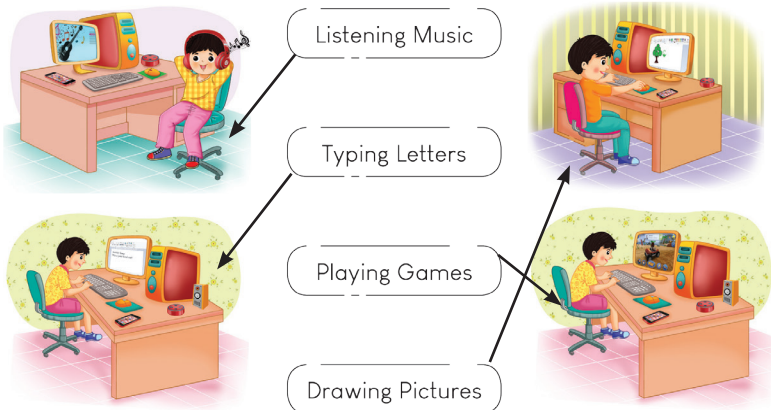


Answer: 1. Draw pictures

2. Watch movies

ASSESS YOURSELF

1.



2. a. Natural

b. Man-made

c. Natural



{CODING ZONE}

=

Coding Zone


Coding Zone

a. 9

b. 4

c. 6

2. Uses of a Computer



Answer: 1. Schools 2. Offices

ASSESS YOURSELF

- | | | |
|-----------------------|---------|--------------------|
| 1. a. (iii) | b. (i) | c. (iii) |
| 2. a. T | b. F | c. T |
| 3. a. Computer | b. Bank | c. Railway Station |
| 4. a. Railway Station | b. Bank | c. Offices |



{CODING ZONE}

=

Coding Zone

[]

Coding Zone




Periodic Assessment-1

(Based on chapters 1 & 2)

- | | | | |
|----------|--------|------|------|
| 1. a. ii | b. iii | c. i | |
| 2. a. F | b. T | c. F | d. T |
| 3. a. M | b. N | c. M | |

3. Parts of a Computer



Answer: 1. Mouse 2. Monitor




Trackpad (Version 2.0)-I (Answer Key)

ASSESS YOURSELF

- | | | |
|------------------|------------|-------------|
| 1. a. (ii) | b. (i) | c. (ii) |
| 2. a. typewriter | b. monitor | c. computer |
| 3. a. Speakers | b. CPU | c. Monitor |
| 4. a. Printer | b. Speaker | c. Mouse |

4. Using a Keyboard



Answer: Enter key

ASSESS YOURSELF

- | | | | |
|---------------------|------------------|--------------|---------------|
| 1. a. (ii) | b. (iii) | c. (i) | d. (i) |
| 2. a. T | b. F | c. F | d. F |
| 3. a. Spacebar | b. Special Keys | c. Enter key | d. Delete Key |
| 4. a. Alphabet keys | b. Backspace key | | |



SAD, HAD, HAS, LAG

Periodic Assessment-2

(Based on chapters 3 & 4)

- | | | | |
|--|--|------------------------------------|---|
| 1. a. Mouse | b. Keyboard | c. CPU | d. Speaker |
| 2. a. Used to move the cursor to the next line | b. Used to insert blank spaces between words | c. Used to erase incorrect letters | d. Used to enter text in the upper case |


3. a. DELETE b. PRINTER c. MONITOR d. NUMBER KEYS

Test Sheet-1

(Based on chapters 1 to 4)

1. a. (iii) b. (iii) c. (ii)
2. a. man b. draw c. printer d. correct
3. a. Calculator, computer, Television b. banks, schools c. diligence, accuracy
d. mouse
4. a. Natural things are the things that are not made by man, whereas man-made things are made by man.
b. Backspace key is used to erase a letter on the left side of the cursor whereas the delete key is used to erase a letter on the right side of the cursor.

5. Using a Mouse



Answer: Middle Finger

ASSESS YOURSELF


1. a.(ii) b. (i) c. (ii)
2. a. clicking b. pointing c. drag
3. a. Scrolling b. Mouse Pointer c. Double-click
4. a. Double-click b. Scrolling



- a. CLICK b. SCROLL c. MOUSE PAD



6. Introduction to RapidTyping Software



Answer: a, s, d, f

ASSESS YOURSELF


1. a.(iii) b. (ii) c. (ii)
2. a. F b. F c. T
3. Start the lesson button

Periodic Assessment–3

(Based on chapters 5 & 6)

1. a. Drag b. Click c. Cursor d. Typing
2. a. Single-click b. Cursor c. Scrolling
3. a. F b. T c. T d. T

7. Introduction to Paint



(The question in Quiz Bee was printed incorrectly in the book, please correct it in your textbook)

Q. How many shapes are there in the shapes group in Paint?

Ans. 23

ASSESS YOURSELF

1. a. (iii) b. (i) c. (ii) d. (iii)
2. a. ribbon b. drawing area c. rectangles

(This question is printed incorrectly in the book, please correct it in your textbook)

Hints: rectangles, drawing area, five, ribbon

Q. There are _____ groups in Home tab of Paint.

Ans. five

3. a. Home tab b. Fill with color c. Pencil tool
4. a. Eraser b. Fill with color



{CODING ZONE}

=

Coding Zone


[]

Coding Zone

- a. 16 b. 18

The second image is easier to count because they are arranged nicely.

8. Introduction to Tux Paint



Answer: Drawing canvas

ASSESS YOURSELF

1. a. (iii) b. (ii) c. (iii)
2. a. Drawing canvas b. Help area c. Selector d. Stamp
3. a. Eraser tool b. Paint tool c. Stamp tool d. Lines tool
4. Click and choose any colour from Colours box.

Click on the Paint tool in the Toolbar.

Open Tux Paint.

4

2

1



Place the pointer on the Drawing Canvas, drag the mouse to draw a tree.

5

Click on an appropriate brush in the Selector area.

3



{CODING ZONE}

=

Coding Zone

[]

Coding Zone

a. 3

b. 6

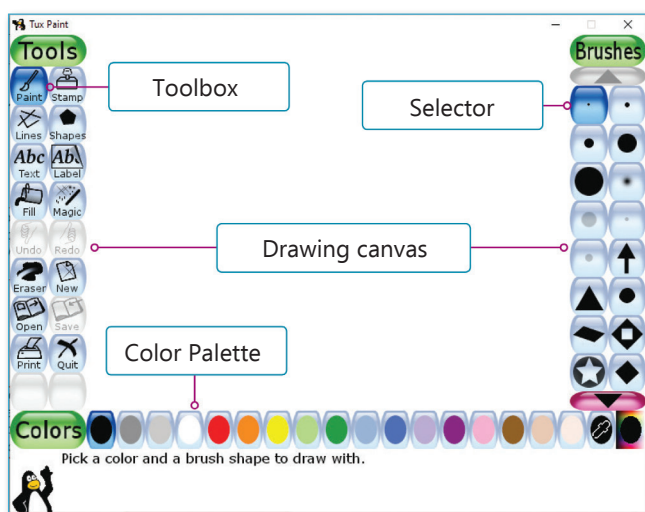
c. 4

d. 6

Periodic Assessment-4

(Based on chapters 7 & 8)

1.



2. a. F

b. T

c. T

d. T

e. T

3. a. Stamp Tool

b. Fill Tool

c. Pencil Tool

d. Eraser Tool

Test Sheet-2

(Based on chapters 5 to 8)

1. a. (iii)

b. (ii)

c. (ii)

2. a. cursor

b. single-click

c. brush

d. stamp

3. a. There are five groups in paint.

b. One

c. Fill with color tool

d. Quit Tool

4. a. Dragging refers to the action of clicking and holding the mouse while moving it.

b. We use the eraser tool to remove the unwanted parts from our drawing in Tux Paint.

