

Worksheet

2

Name:

Roll No: Class: Section:

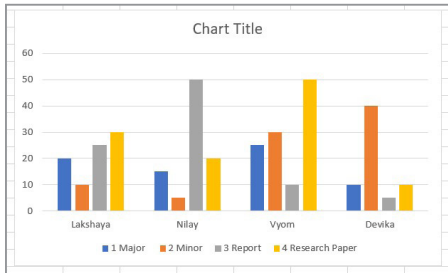
Date:

CHARTS IN EXCEL 2010

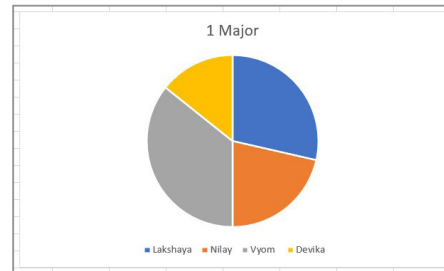
Chapter-3

A. Identify the following types of different charts available in Excel

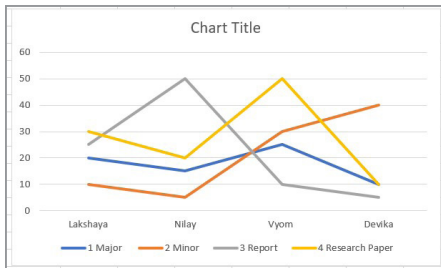
a.



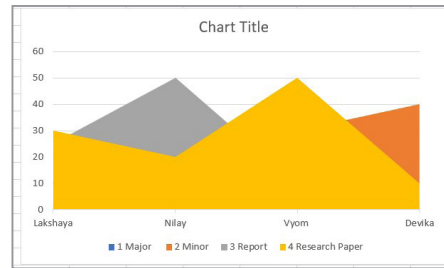
b.



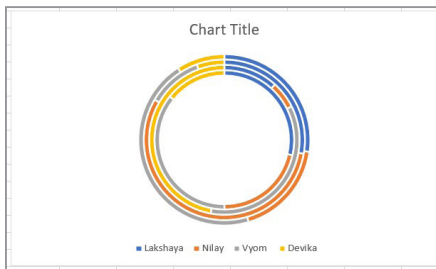
c.



d.



e.



B. Answer the following.

- How can we set Data Range for a chart in Excel?
.....
- What type of data is represented using Area Chart?
.....
- List some advantages of using Charts. Name and define a few components of a chart.
.....
- Differentiate between Pie and Doughnut Chart.
.....