

Worksheet

Name:

Roll No: Class: Section:

Date:

MORE ON PAINT & PAINT 3D

Chapter-7

A. Tick (✓) the correct option.

1. Which of the following tool is used to pick a color from the picture?



☐

☐


☐

2. Which of the following tool is used to draw with a freehand?


☐


☐

☐

3. Which of the following tool is used to enlarge an image?


☐

☐

☐

4. Which of the following tool is used to write on your painting?


☐

☐

☐

B. Fill in the blanks using the hints given below:

- is the area where you can create or draw your shape.
- tool displays line and curve options.
- option displays two sliders for the Thickness and Opacity.
- displays the name of the program and the name of your drawing.
- displays the available colour options.

C. Answer the following questions.

1. Write steps to create 3D shapes.

.....

2. Name any three components of Paint 3D window.

.....