





# Worksheet

Name: .....  
Roll No: ..... Class: ..... Section: .....  
Date: .....

## MORE ON TUX PAINT

## Chapter-8

### A. Match the following.

- |   |                |
|---|----------------|
| 1.   | a. Eraser tool |
| 2.   | b. Shape Tool  |
| 3.   | c. Paint tool  |
| 4.  | d. Line Tool   |

### B. Fill in the blanks using the hints given below.

- The largest part of Tux Paint Screen is ..... Canvas.
- The main screen of Tux Paint is divided into ..... section.
- ..... tool is used to save and quit the drawing program.
- A palette with ..... is used to change the appearance of the drawing canvas.

### C. Write 'T' for true and 'F' for false.

- Eraser tool is used to erase the necessary part of drawing canvas. ....
- Selector is not used to select the desired shape. ....
- Paint brush can be used to draw free hand. ....
- Line tool helps us to draw straight line. ....
- Shapes tool is not used to draw the different shapes. ....