

Worksheet

2

Name:

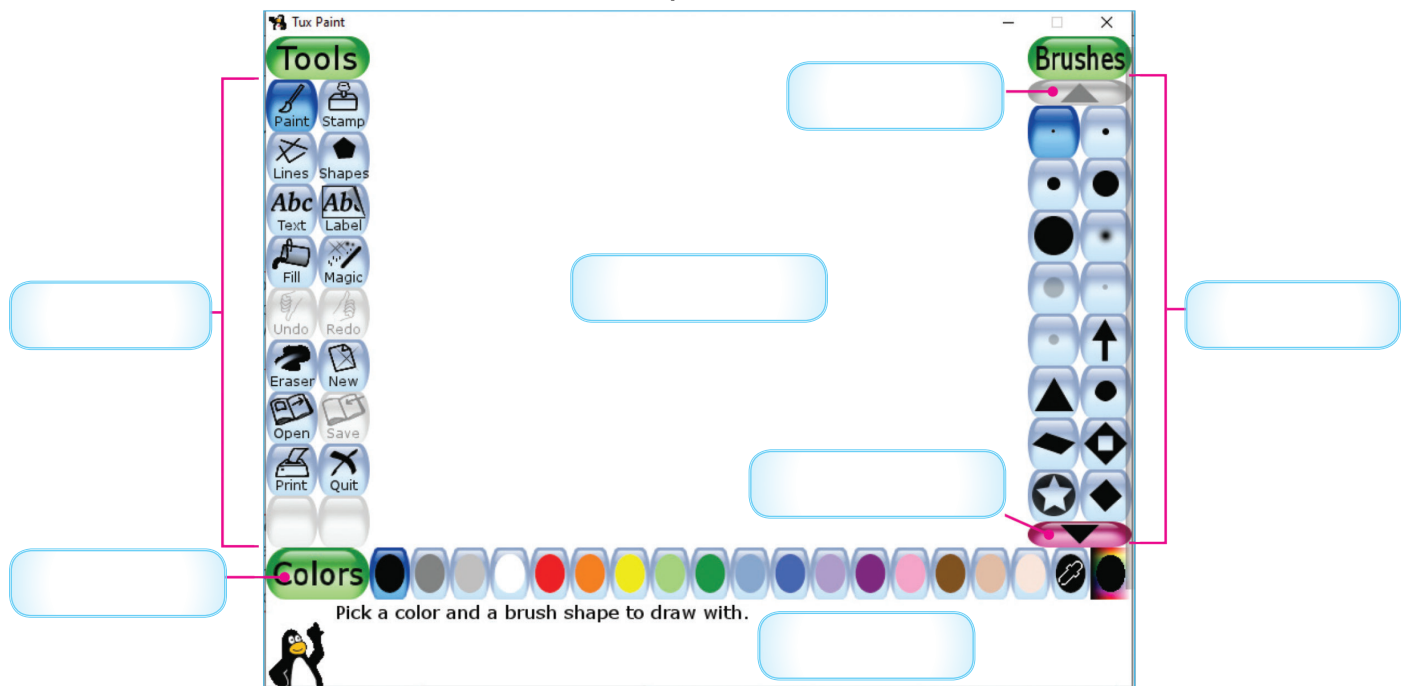
Roll No: Class: Section:

Date:





FUN WITH TUX PAINT

Chapter-5

A. Label the parts of Tux Paint Window.



B. Match the following.

- | | |
|--|-------------------------|
| 1.  | a. Stickers |
| 2.  | b. Open a saved drawing |
| 3.  | c. Special effects |
| 4.  | d. Type name |

C. Guess who am I?

- I help you to add title and caption to your drawings.
- I help you to add stamps and stickers to your drawings.
- I help you to add special effects to your drawings.