

Worksheet

Name:

Roll No: Class: Section:

Date:

INTRODUCTION TO PAINT


Chapter-6

A. Tick (✓) the correct option.





- Which group of MS Paint contain various shapes?
a. Shapes group ☐ b. Colors group ☐ c. View group ☐
- In Paint, colours are available in the group.
a. Color ☐ b. Shapes ☐ c. Brush ☐
- Which of the following options is used to change the thickness of the paint brush?
a. Size ☐ b. Brush tool ☐ c. Shapes group ☐

B. Rearrange the letters to make correct word.

- AINTP
- SLOOT
- ARESRE
- RUSHBSE



C. Write the names of the following tools:

- 
- 
- 
- 

D. Fill in the blanks using the hints given below:

Hints: draw, Brush, Rectangle

- We can and fill colour in drawing area.
- shape is used to draw from the shapes group.
- tool is used for free hand drawing.