

ANSWER KEY

Touchpad iPRIME Ver 1.1

Class-5

1. Evolution of Computers

One Touch Learn



- A.** 1. a. 2. c. 3. c. 4. a. 5. b.
- B.** 1. Charles Babbage 2. Lady Ada Lovelace 3. John Mauchly 4. IBM 5. ENIAC
- C.** 1. F 2. F 3. F 4. F

Let's Do It



- A.** 1. Early man tied knots in a rope and carved marks on clay in order to keep the records.
2. Fourth Generation
3. Charles Babbage
4. Lack of decision-making ability
- B.** 1. First generation computers were made up of vacuum tube. Whereas, second generation computers were made up of transistors.
2. a. ENIAC was the first electronic general purpose digital computer built in 1946 by John Mauchly and Presper Eckert. It contained over 18,000 vacuum tubes and was 1000 times faster than Mark-I.
b. Abacus is wooden frame with beads on parallel wires which can do simple calculations like addition and subtraction.
3. a. They will use artificial intelligence.
b. They improved size, cost, speed and performance.
4. Reliability: Computer does not make mistakes. If the input is correct, then the computer always gives the relevant answer to the input.
Power of remembering: The data stored in the computer can be recalled at any time.

Crack The Code



- A.** 1. Analytical Engine
2. ENIAC



3. Pascaline Adding Machine
4. Tabulating machine
5. Leibniz- Step Reckoner

- B.**
1. 1642
 2. 1946
 3. 1833
 4. 1985



Do yourself.

2. Computer Software



- A.** 1. c. 2. c. 3. b. 4. c. 5. c.
- B.** 1. T 2. F 3. F 4. F
- C.** 1. System software 2. Operating system 3. application software 4. Disk defragmenter
5. Word processor
- D.** 1. d. 2. c. 3. a. 4. e. 5. b.



- A.**
1. An operating system is the most important software that runs on a computer. It manages the computer's memory, processes data and controls all its software as well as hardware.
 2. Word Processor, Spreadsheet and Graphics.
 3. An Operational Support System (OSS) is a group of computer programs. It is used by Telecommunication Service Providers (TSP) for monitoring, controlling, analyzing and managing a computer or telephone network system.
- B.**
1. System software is the most important software to operate a computer. The operating system is a type of system software. System software can be classified into three categories: Operating system, Programming Software and Utility Software.
 2. Programming software is the software used by the computer to understand and convert the instructions by programming language into machine language. An assembler is a program used to translate assembly language into machine language so that the computer can



understand it. An interpreter translates and executes one statement at a time. It displays the errors one line at a time and it goes to the next line only after the error is corrected.

3. System Software: It is used for operating computer hardware as well as software.
Application Software: It is used by user to perform particular task.
4. Application software: It is a program designed to help users perform specific tasks.
Backup Utility: It is used for keeping the backup files for emergency. Windows Backup and Restore is the default Windows backup utility.



- A. 1. Word processor 2. Anti-virus 3. Winzip



Do yourself.

3. Advanced Features of Word 2010



- A. 1. a. 2. b. 3. c. 4. c. 5. c.
- B. 1. F 2. F 3. T 4. F 5. T
- C. 1. portrait 2. Page Layout 3. subscript 4. footer



- A. 1. Footer is the text like page number that appears at the bottom of each page of the document.
2. Page margin is the white space all around the printed area of the paper.
3. Portrait & Landscape
- B. 1. To substitute a word or phrase with another word or phrase:
Step 1 Click on Home tab.
Step 2 Click on the Find command in the Editing group.
Step 3 Type the word or phrase in the text box.
Step 4 Click on the Search icon on the right side of the text box or press Enter key.
Step 5 The lower part of the Navigation panel will display a list of occurrences of the required text or phrase.

Step 6 Press Enter key to move to the required occurrence of the text.

To substitute a word or phrase with another word or phrase, follow these steps:

Step 1 Click on Home tab.

Step 2 Click on the Replace command in the Editing group.

Step 3 Type the existing word or phrase that is to be changed in the Find what text box.

Step 4 Type the new word or phrase in the Replace with text box.

2. Column is used to break the text into two columns. Column break is used to shift text from one column to another.
3. Tabs move the cursor one-half inch by default. They work when you press the Tab key on your keyboard. The position where the cursor moves on pressing the Tab key is called Tab stop. The default setting of the tab is $\frac{1}{2}$ inch.



- A.** **Step 1** text
Step 2 Home
Step 3 Text Effect, Font
Step 4 shadow.
Step 5 shadow Effect.



Do yourself.



4. Graphics in Word 2010



A. 1. b.

2. (This question was printed incorrectly in the book, please correct this question in your textbook)

_____ group includes pictures and ClipArt.

- a. Shapes b. Illustrations c. Links

Ans. b

3. c. 4. c. 5. a.

B. 1. shapes 2. Insert 3. ClipArt 4. WordArt 5. 3-D

C. 1. Shapes Command 2. WordArt Command 3. Picture Command 4. Symbol Command



A. 1. Bevel adds thickness and rounded edges to shapes.

2. Shapes are ready made objects. MS Word 2010 comes with a set of readymade shapes that you can use in your document.

3. Symbols are punctuations or special characters generally not found on the keyboard.

B. 1. Steps to change outline colour:

Step 1 Click on the shape to select it. Click on the Format tab.

Step 2 Click on the Shape Outline command in the Shape Styles group to change outline.

Step 3 Choose and click on a colour.

Steps to change thickness of shape:

Step 1 Select the shape. Click on Format tab.

Step 2 From the Shape Styles group, click on Shape Effects command.

Step 3 Place the mouse over Bevel option.

Step 4 From the sub-menu, select the desired bevel effect.

2. WordArt allows you to create text effects that are not possible through text formatting. The ClipArt gallery includes a wide variety of pictures that makes it easy to enhance your document with professionally designed images.

3. Steps to insert a scanned picture:

Step 1 Place the cursor where you want to insert the picture. Click on Insert tab.

Step 2 Click on the Picture command in the Illustrations group.

Step 3 Select the desired picture and then click on Insert button.

A. MS WORD



B. 1 3 4 2

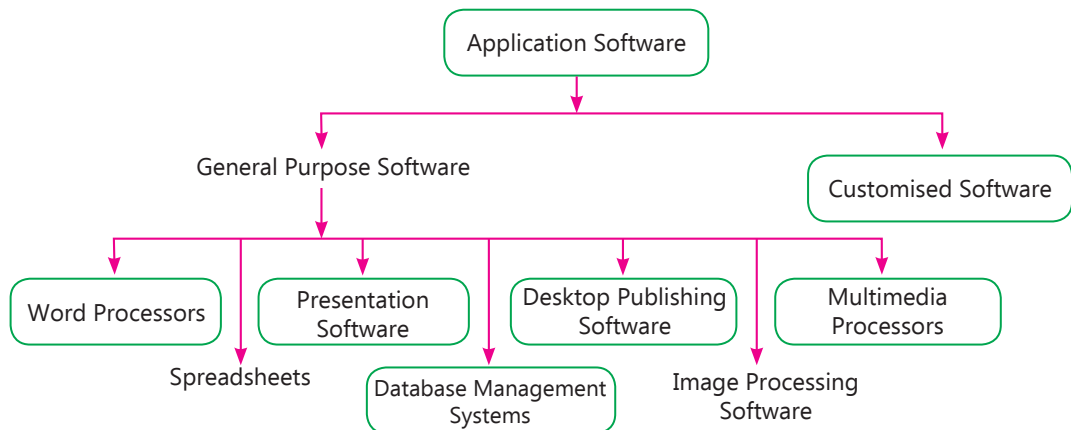


Do yourself.

Worksheet-1

(Based on chapters 1 to 4)

A.



B. 1. Ctrl + F 2. Ctrl + H 3. Ctrl + Shift + = 4. Ctrl + Shift + Enter

C. 1. Insert 2. ClipArt 3. Booting 4. Lady Ada Lovelace

- D. 1. In 1944, Prof. Howard Aikens built the first electro-mechanical powered computer named Mark-I
2. A computer provides a high degree of accuracy. Every calculation is performed with the different accuracy.
3. The ClipArt gallery contains readymade pictures or graphics.

Test Sheet-1

(Based on chapters 1 to 4)

Section A

A. 1. (iii) 2. (iii)



3. (This question was printed incorrectly in the book, please correct this question in your textbook)

_____ group includes pictures and ClipArt.

(i) Shapes

(ii) Illustrations

(iii) Links

Ans. (ii)

B. 1. F 2. F 3. F

C. 1. subscript 2. Lady Ada Lovelace 3. Disk defragmenter

Section B

A. 1. Fourth generation

2. Multimedia Softwares are used to combine the text with graphics, videos and sounds.

3. Page margin is the white space all around the printed area of the paper.

B. 1. WordArt allows you to create text effects that are not possible through text formatting. The ClipArt gallery includes a wide variety of pictures that makes it easy to enhance your document with professionally designed images.

2. a. They will use artificial intelligence.

b. They improved size, cost, speed and performance.

3. It is the most important software to operate a computer. The operating system is a type of system software. System software can be classified into three categories: Operating system, Programming Software and Utility Software.

5. Presentation Software—Special Effects



A. 1. b. 2. a. 3. c. 4. c.

B. 1. Placeholder 2. design 3. format 4. Justify

C. 1. c. 2. e. 3. d. 4. b. 5. a.



A. 1. A placeholder is a box in PowerPoint that contains dotted lines and are used to insert images, text, shapes, etc.

2. PowerPoint templates are well-developed presentations. You only need to change the text and your presentation is ready.

3. There are four types of alignments in the PowerPoint like left, right, center and justify.

B. 1. Steps to insert ClipArt are:

Step 1 Click on Insert tab.

Step 2 Click on ClipArt command in the Images group.

Step 3 In the Search for: box, type the keyword related to the picture that you want to insert.

Step 4 Click on image you want to insert on slide.

Step 5 Click on Insert button.

2. To insert shapes, follow these steps:

Step 1 Click on Insert tab.

Step 2 Click on Shapes command in the Illustration group.

Step 3 Choose a desired shape.

3. A theme is a set of predefined layouts that can be used to add a professional touch to your presentations.

Step 1 Click on Insert tab.

Step 2 Click on WordArt command in the Text group

Step 3 Select the desired style.


Step 4 Enter text in the textbox.



A. 1. Insert picture

2. built-in templates

B. There are only 5 words. Please correct in your book.



Do yourself.



6. An Introduction to Scratch Programming



- A.** 1. a. 2. b. 3. a. 4. c. 5. c.
B. 1. F 2. F 3. T 4. T
C. 1. backdrop 2. stage 3. brown 4. blocks



- A.** 1. Feature of Scratch
(i) Easy to understand and learn.
(ii) It has tools for creating interactive stories, games, art and more.
2. Sprite is an object that we see on the Scratch stage. The "cat" is the default sprite.
3. Events blocks are colour-coded brown and are used to sense events, which run the scripts.
4. A backdrop is a background of the stage.
- B.** 1. A low level language is a programming language that is machine dependent.
High Level Language (HLL) is a programming language that enables a programmer to write programs that are machine independent.
2. Motion blocks are used to control the sprite movement. When you click on the Motion button, you will see the programming blocks that can be used with your sprite for its placement, direction, rotation and movement.
3. They are colour-coded pink and are used to control sound. These blocks control the playback and volume of the sound files selected by you. Name of one sound block is play sound meow.
4. Steps to save a project:
Step 1 Click on the File menu.
Step 2 Click on Save option.
Step 3 Choose the location to save the file and save it.



1. Stage 2. Shrink 3. Green Flag 4. Grow 5. Scratch



Do yourself.

7. Internet Services



- A.** 1. a. 2. c. 3. b. 4. b.
- B.** 1. F 2. T 3. T 4. F 5. F
- C.** 1. Facebook 2. Dial-up 3. Online shopping 4. Wi-Fi 5. Internal Modem



- A.**
1. Modem stands for Modulator Demodulator. It is generally used when users want to access Internet service provided by the Internet Service Provider (ISP) through their telephone line.
 2. Online shopping allows us to buy various products such as grocery items, clothes, electronic gadgets, books, etc.
 3. E-mail stands for Electronic Mail. It allows us to send or receive electronic messages which can be text, picture and sound.
 4. Facebook, Instagram and Twitter
- B.**
1. Wi-Fi uses radio frequency to connect to the Internet. Wireless connections are possible through the modem, which picks up Internet signals and sends them to computers. Wi-Fi uses radio frequency to connect to the Internet. Wireless connections are possible through the modem, which picks up Internet signals and sends them to computers. Wi-Fi doesn't require cable to provide Internet access. Broadband is provided through either cable or telephone companies. It is a high-speed Internet connection. You can share a large amount of data. It is significantly faster than a dialup connection and makes or receives phone calls. A broadband connection provides Internet access only through cable.
 2. Etiquettes are the rules that are expected to be followed while meeting others or communicating with others. This set of rules are known as Netiquettes.
 3. Online chatting allows us to interact with other people. It can be accessed to meet new people and make friends. It is used to spread awareness and exchange ideas on any specific topic between people.



1. Airtel 2. Twitter 3. Social Networks 4. Search Engines 5. Hotspot



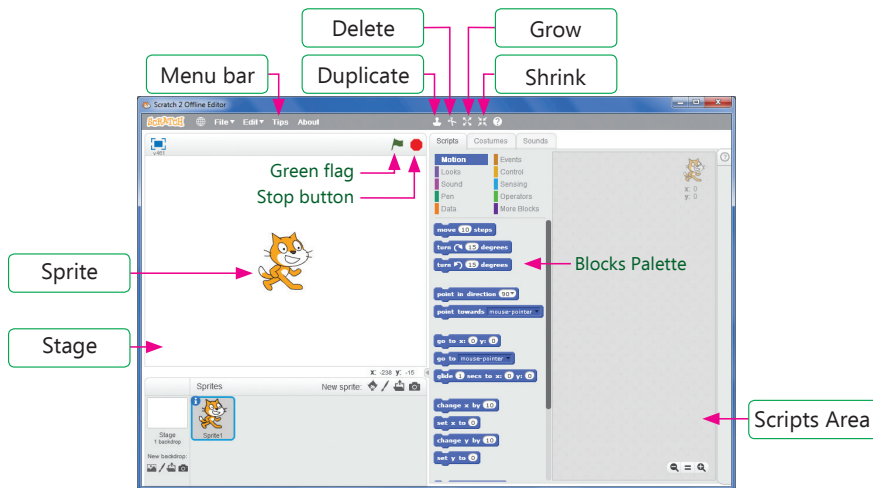
Do yourself.



Worksheet-2

(Based on chapters 5 to 7)

A.



- B. 1. WHATSAPP 2. NETIQUETTES 3. ALIGNMENT 4. MODEM 5. PRESENTATION
- C. 1. c. 2. d. 3. b. 4. a.

Test Sheet-2

(Based on chapters 5 to 7)

Section A

- A. 1. (ii) 2. (i) 3. (iii)
- B. 1. F 2. F 3. F
- C. 1. Wi-Fi 2. stage 3. Placeholder

Section-B

- A. 1. There are four types of alignments in the PowerPoint like left, right, center and justify.
2. Events blocks are colour-coded brown and are used to sense events, which run the scripts.
3. Twitter, Facebook and Instagram.
- B. 1. A theme is a set of predefined layouts that can be used to add a professional touch to your presentations.
2. Steps to insert WordArt:
Step 1 Click on Insert tab.

Step 2 Click on WordArt command in the Text group.

Step 3 Select the desired style.

Step 4 Enter text in the textbox.

3. (a) E-mail stands for Electronic Mail. E-mail allows us to send or receive electronic messages which can be text, picture and sound.
- (b) Dial-up requires users to link their phone line to a computer in order to access the Internet. It doesn't allow users to make or receive phone calls through phone serving while using the Internet.

