

Worksheet

Name:

Roll No: Class: Section:

Date:





AN INTRODUCTION TO SCRATCH PROGRAMMING

Chapter-6

A. Tick (✓) the correct option.

- Which of these are pink coloured blocks?
 - Motion blocks
 - Sound blocks
 - Control blocks
- A Scratch project has the extension
 - pptx
 - docx
 - sb2
- Which area is used to pick and drop blocks from the Block palette to create a script?
 - Script
 - Stage
 - Shrink

B. Match the following:

- | | |
|--|--|
| 1.  | a. Turns the sprite at a specified degree |
| 2.  | b. Let the sprite play a sound. |
| 3.  | c. Moves the Sprite 10 step forward. |
| 4.  | d. Pauses the script for the specified time. |

C. Fill in the blanks to make the correct component of Scratch window.

- D _ _ L I _ A _ E
- _ _ E _ N F _ A G
- S _ A G _
- _ H R _ _ K