

Worksheet

2

Name:

Roll No: Class: Section:

Date:





LET'S KNOW ABOUT WINDOWS 7

Chapter-3

A. Guess who am I?

1. I am a mouse pointer used for pointing, selecting and dragging the items on the screen.
2. I am the small pictures present on the desktop.
3. I am a button used to open the start menu.
4. I am a long horizontal bar present at the bottom of the desktop.

B. Look at the pictures and fill in the boxes.

1.		<input type="text"/> <input type="text"/> O <input type="text"/> <input type="text"/> U <input type="text"/> <input type="text"/> <input type="text"/> <input type="text"/>
2.		<input type="text"/> R <input type="text"/> <input type="text"/> <input type="text"/> Y <input type="text"/> <input type="text"/> L <input type="text"/> <input type="text"/> <input type="text"/> N
3.		<input type="text"/> T <input type="text"/> <input type="text"/> R <input type="text"/> <input type="text"/> B <input type="text"/> <input type="text"/> T <input type="text"/> <input type="text"/> N
4.		<input type="text"/> <input type="text"/> L <input type="text"/> <input type="text"/> <input type="text"/> R

C. Name the mouse pointer used:

1. For resizing the window or pictures.
2. For inserting the text in document.
3. For moving the pictures.
4. For pointing, selecting and dragging the items.

Class -3