

# Worksheet

1

Name: .....

Roll No: ..... Class: ..... Section: .....

Date: .....






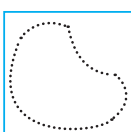
## MORE ON PAINT

## Chapter-7

### A. Write the shortcut keys to:

1. To Copy a part of the drawing .....
2. To Zoom In .....
3. To rotate an image .....
4. To cut a part of the drawing .....

### B. Look at the icons and write their names.

- |  |   |
|--|---|
| 1.  ..... | 2.  ..... |
| 3.  ..... | 4.  ..... |
| 5.  ..... | 6.  ..... |

### C. Answer the following questions:

1. Write the use of Rotate Command.  
.....
2. What is the use of Flip image?  
.....
3. Write the steps to select an image in rectangular form.  
.....