

Worksheet

Name:
Roll No: Class: Section:
Date:





PROGRAMMING IN SCRATCH

Chapter-8

A. Tick (✓) the correct option.

- Which block is used to turn the sprite's direction?
a. Pen up ☐ b. Turn ☐ c. Stamp ☐
- Which blocks are used to draw the Sprite's footprints?
a. Looks ☐ b. Pen ☐ c. Control ☐
- Which of these is used so that the Sprite will not draw as it moves?
a. Pen Down ☐ b. Pen Up ☐ c. Stamp ☐

B. Number the steps to draw a square using Repeat command.

- ☐ Change the Repeat value to 4 because a square has 4 sides and these commands have to be repeated 4 times to make a square.
- ☐ Drag the  block,  block and  block one by one and attach inside the Repeat block. Change the values.
- ☐ Drag the  block from Control blocks menu.

C. Answer the following:

- What is a Polygon? Which command is used to draw a ploygon in scratch?
.....
- Which command is used to turn sprite's direction?
.....
- What is the use of stamp block?
.....