

# Worksheet

Name: .....  
Roll No: ..... Class: ..... Section: .....  
Date: .....





## INTRODUCTION TO SCRATCH

### Chapter-9

#### A. Fill in the blanks to complete the script "To move sprite 50 steps":

- Step 1 Click on the ..... block.
- Step 2 Drag out the ..... block.
- Step 3 Change the "10" to ..... by clicking in the block and typing .....
- Step 4 ..... on the block in the Script area to see your sprite, move 50 pixels to the right (towards the face of the sprite).

#### B. Match the following:

- |  |  |
|--|--|
| 1.  | a. Turns the sprite at a specified degree    |
| 2.  | b. Let the sprite play a sound.              |
| 3.  | c. Moves the Sprite 10 step forward.         |
| 4.  | d. Pauses the script for the specified time. |

#### C. Guess who am I?

- I contain various predefined blocks that are used to perform specific tasks. ....
- I am used to delete sprites, sounds, blocks and scripts. ....
- I am used to stop the project running at the time. ....
- I am the background of the stage. ....
- I have blocks used to sense events, which run the scripts. ....