

1. Computer Hardware and Software



Take Off

(Page no. 11)

a. iii.

b. iv.

3. i.

4. ii.



Double Tap

(Page no. 14)

1. Touchscreen

2. Projector

3. Joystick



Choose the correct option.

1. a.

2. a.

3. b.

4. a.



Fill in the blanks with the correct words.

1. Hardware

2. Application software,

3. Operating system

4. ALU



Answer the following questions:

1. A scanner is used to read paper documents, images or pictures and send them as input into the computer.
2. A microphone is used to record voice, music and sounds that can be stored on a computer.
3. A computer works on the IPO (Input-Process-Output) cycle.
4. Software that controls and manages all the activities of a computer system is called system software.

Software that is designed to perform some specific types of jobs on a computer is known as application software.



Scratch Your Brain.

1. Do it yourself.
2. Competency-based/Application-based questions:
 - a. Microphone
 - b. Joystick
3. Do it yourself.

2. Windows 10



Take Off

(Page no. 21)

Do it yourself.



Double Tap

(Page no. 25)

1. Desktop
2. Icon
3. Start button
4. Start menu



Choose the correct option.

1. d.
2. a.
3. c.
4. d.



Tick (✓) the correct statements and cross (✗) the wrong ones.

1. ✗
2. ✓
3. ✗
4. ✗



Answer the following questions:

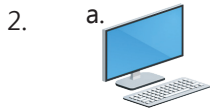
1. An icon is a picture or graphical representation of an application or a file.
2. The Notification Area is located at the right side of the Taskbar. It shows different types of notifications for your computer.
3. **Step 1:** Right-click on the desktop and choose Personalize option.
Step 2: Click on Background option.
Step 3: Select Picture option.
Step 4: Select any picture from the display.
4. Task View allows you to quickly move within your open windows and applications.





Scratch Your Brain.

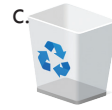
1. a. TASKBAR
b. DESKTOP
c. BACKGROUND
d. ICONS



This PC



Folder



Recycle Bin

3. Competency-based/Application-based questions:
a.

3. Let's Learn Paint 3D



Take Off

(Page no. 30)

1. 2D Triangle
2. 2D Circle
3. 3D Cylindrical
4. 3D Cube



Double Tap

(Page no. 35)

1. Brushes Tool
2. Title Bar
3. 3D Shapes Tool



Choose the correct option.

1. c.
2. b.
3. c.
4. b



Fill in the blanks with the correct words.

1. Title bar
2. Canvas
3. Stamp Tool
4. Edit color





Answer the following questions:

- 3D Shapes Tool, Canvas, Brushes Tool
- Commit button which is displayed as Check Mark is for completing the shape.
- Step 1: Click on Text tool.
Step 2: Click on 2D text option.
Step 3: Choose the font style, colour, size and alignment.
Step 4: Click on the Canvas and type the text in the text box.
- Step 1: Click on Text tool.
Step 2: Click on 3D text option.
Step 3: Choose the font style, colour, size and alignment.
Step 4: Click on the Canvas and type the text in the text box.



Scratch Your Brain.

- 
2D
 - 
3D
 - Coloured
3D Shapes**
2D
- Competency-based/Application-based questions:
 - Click on the 3D shapes tool.
 - Select a 3D shape.
 - Drag the mouse to draw a cube.
 - Click on Commit button.

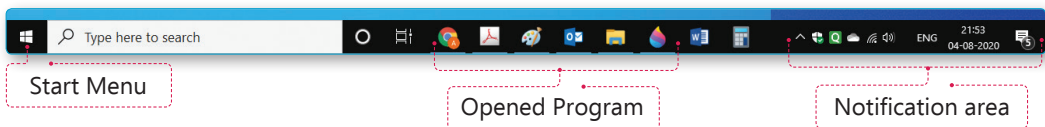
Periodic Assessment–1

(Based on chapters 1 to 3)


A. Who am I? Write my name in the space provided.

- | | | | |
|---------------|--------------|--------|------------|
| 1. Keyboard | 2. Light Pen | 3. CPU | 4. Monitor |
| 5. Headphones | 6. Projector | | |

B. Label the Taskbar.




C. Look at the given pictures and write their names.



1.
2D




2.
Recycle Bin



3.
Brushes Tool



4.
This PC



5.
Text Icon



6.
Icon

D. Answer the following questions:

1. A computer works on the IPO (Input-Process-Output) cycle.
2. Step 1: Right-click on the desktop and choose Personalize option.
Step 2: Click on Background option.
Step 3: Select Picture option.
Step 4: Select any picture from the display.
3. Task View allows you to quickly move within your open windows and applications.
4. Step 1: Click on Text tool.
Step 2: Click on 3D text option.
Step 3: Choose the font style, colour, size and alignment.
Step 4: Click on the Canvas and type the text in the text box.

4. Editing in Word 2019



Take Off (Page no. 42)

Do it yourself.



Double Tap (Page no. 46)

- | | |
|--------------|----------------|
| 1. RIBBON | 2. ZOOM SLIDER |
| 3. TITLE BAR | 4. FILE TAB |



Choose the correct option.

1. c. 2. c. 3. b. 4. c.



Fill in the blanks with the correct words.

1. Status bar 2. Ribbon 3. Tabs 4. File



Tick (✓) the correct statements and cross (✗) the wrong ones.

1. ✓ 2. ✗ 3. ✗ 4. ✓



Answer the following questions:

- A word processor is an application software that helps us type, edit and format documents, letters, poems and reports.
- Word is use to type letters, stories and reports, quickly and easily.
- Document Area, Ribbon, Tabs.
- Step 1: Select the text.
Step 2: Click on Home tab.
Step 3: Click on Cut command.
Step 4: Go to the required place where you want to paste.
Step 5: Click on Paste command.
- To close a document or to exit from Word, click on Close button on the title bar. If you have not saved the document, Word displays a message box.
Step 1: Click on Save button if you want to save the document.
Step 2: If you want to exit without saving, click on Don't Save button.



Scratch Your Brain.

- a. Ctrl+N b. Ctrl+C c. Ctrl+O
- Do it Yourself
- Competency-based/Application-based questions:**
a. Ctrl+Z b. Ctrl+C



5. Formatting in Word 2019



Take Off

(Page no. 50)

Do it yourself



Double Tap

(Page no. 54)

My First Poem

I am typing my first poem
in Word 2016. I am
having fun.



My First Poem

I am typing my first poem
in Word 2016. I am
having fun.



My First Poem

I am typing my first poem
in Word 2016. I am
having fun.



Choose the correct option.

1. d. 2. b. 3. b. 4. b.



Match the following:

1. c. 2. e. 3. d. 4. b. 5. a.



Fill in the blanks with the correct words.

1. Ctrl+A 2. Font 3. Left 4. Enter



Answer the following questions:

1. Changing the appearance and arrangement of the text is called formatting the text.
2. The position of the text or the way the text appears with respect to the margins in a document is called alignment. There are four alignment options available in Word. They are: left, right, center and justify.
3. Step 1: Click on Page Border tab.
Step 2: Click on the drop-down arrow and select a border style.
Step 3: Click on OK button.

4. A bullet is a small symbol used to mark each item in a list.

Step 1: Select the list and click on Home tab.

Step 2: Click on the arrow with Bullets/Numbering.

Step 3: Select the bullet style you want to apply.

OR

Step 4: Select the numbering style you want to apply.



Scratch Your Brain.

1.
 - a. Paragraph
 - b. Font
 - c. Paragraph
 - d. Font
2. **Competency-based/Application-based questions:**
 - a. Home Tab
 - b. She can apply Bullets/Numbering option.

6. Internet



Take Off

(Page no. 62)

Identify and tick (✓) the picture of online classroom.



Double Tap

(Page no. 66)

1. Internet

2. Home Page

3. WWW



Plus (Ver. 4.0)-III (Answer Key)



Choose the correct option.

1. a.
2. c.
3. c.
4. b.



Fill in the blanks with the correct words.

1. Internet
2. URL
3. Website
4. World Wide Web



Tick (✓) the correct statements and cross (✗) the wrong ones.

1. ✗
2. ✓
3. ✗
4. ✗



Answer the following questions:

1. ISP is a company that provides you Internet connection and services for an annual or monthly fee.
2. Getting the data from another computer (server) to the our computer (user) is known as downloading.
3. Internet is the technology by which millions of computers in the world are connected to one another to share information. The uses of Internet are: Shop Online, Send and Receive E-mail messages.
4. It distracts us from our studies.
It wastes our time and makes us lazy.



Scratch Your Brain.

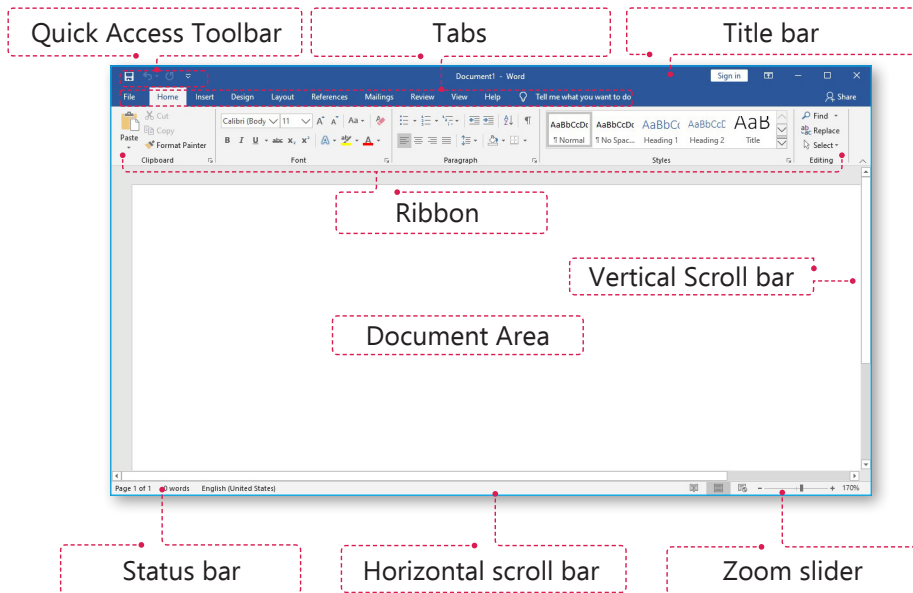
1. Do it yourself
2. **Competency-based/Application-based questions:**
 - (a) (i)
 - (b) ☒ Start the computer.
☒ Connect the computer to the Internet.
☒ Open a web browser.
☒ Search for the topic "The History of Computers".
☒ Complete the essay using the information from the Internet.



Periodic Assessment–2

(Based on chapters 4 to 6)

A. Label the components of Word 2019 window.



B. Tick (✓) the correct statements and cross (x) out the wrong ones.

1. F 2. T 3. T 4. F

C. Identify the following and write their names:

1. Microsoft Edge 2. Vodafone Idea 3. Mozilla Firefox 4. BSNL

Test Sheet–1

(Based on chapters 1 to 4)

A. Choose the correct option.

1. b. 2. c. 3. c. 4. d. 5. a.
6. a. 7. b. 8. c. 9. a. 10. a.
11. a.

B. Fill in the blanks with the correct words.

1. Ctrl+A 2. Font 3. Tabs 4. File
5. Title bar 6. Canvas 7. Internet 8. URL

C. Match the following:

1. c. 2. a. 3. b.



D. Answer the following questions:

1. Changing the appearance and arrangement of the text is called formatting the text.
2. Three components of Paint 3D window are 3D shapes Tool, Canvas, Brushes Tool.
3. Internet is the technology by which millions of computers in the world are connected to one another to share information. The uses of Internet are: Shop Online, Send and Receive E-mail messages.
4. It distracts us from our studies.
It wastes our time and makes us lazy.
5. Task View allows you to quickly move within your open windows and applications.
6. A touchscreen is used to enter data by simply touching the screen.

7. Stepwise Thinking



Take Off

(Page no. 76)



4 Wear uniform



6 Go to school



5 Have breakfast



1 Wake up early



2 Brush teeth



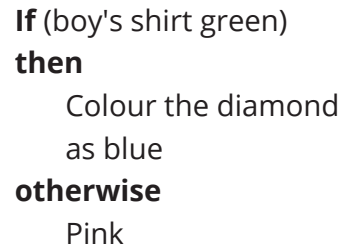
3 Take a bath



```

If (boy eating ice cream)
then
    Colour the star as red
otherwise
    Yellow

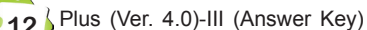
```



- ### Answer the following questions:

- ## Scratch Your Brain.

-  Eating









3. **Competency-based/Application-based questions:**
- Step 1: Put pan on the stove.
Step 2: Add water in the pan.
Step 3: Add Maggi and maggi masala in the boiling water.
Step 4: After 2 minutes serve it.
 - if**(injury is normal)
then
Apply first aid
otherwise
Take him to the Doctor

8. Let's Learn Scratch



Take Off

(Page no. 84)

- | | | | |
|--|--------------------|--|------------|
| 1.  | Move up | 2.  | Say |
| 3.  | Sops the character | 4.  | Pop sound |
| 5.  | Green Flag | 6.  | Turn Right |



Double Tap

(Page no. 87)

1. Go button 2. Stop button 3. Go button



Choose the correct option.

1. a. 2. b. 3. b. 4. d.



Match the following:

1. b. 2. a. 3. d. 4. e. 5. c.



Tick (✓) the correct statements and cross (✗) the wrong ones.

1. ✓

2. ✗

3. ✗

4. ✗

5. ✓



Answer the following questions:

1. It is the actor who acts on the stage.
2. Stage Area, Go Button, Backdrop
3. The blocks that are used to control the movement of a Sprite are known as Motion blocks.
4. Step 1: Click on the Costumes tab.
Step 2: Click on the image of the sprite and drag the selection blue border to select the cat.
Step 3: Click on Fill and Outline options to change the colors of the cat and the outline.



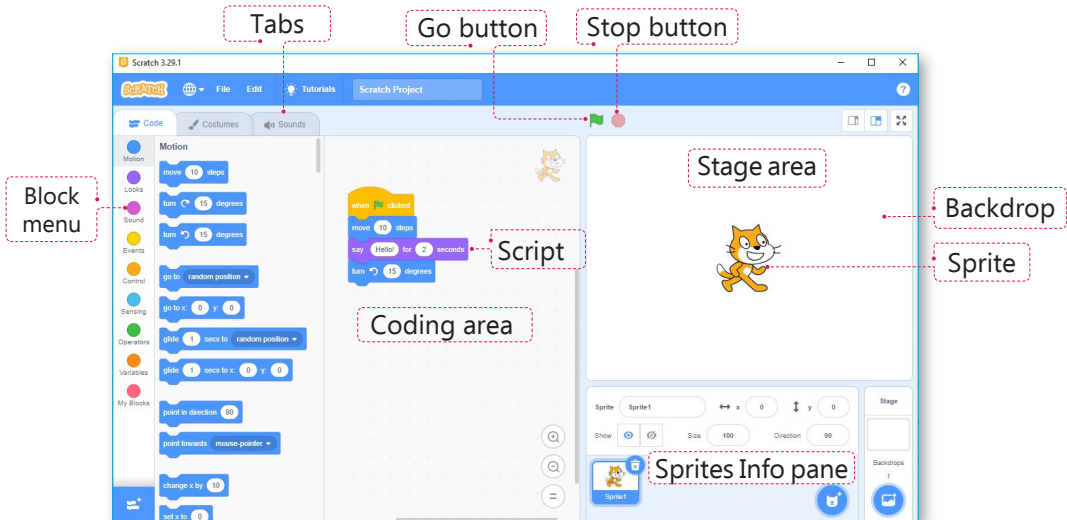
Scratch Your Brain.

1.
 - a. The sprite will move 10 steps and backdrop will get change into Desert.
 - b. The Sprite will turn 15 degrees clockwise and will play the sound meow.
 - c. The sprite will say Hello! and its costume will change.
2. **Competency-based/Application-based questions:**
 - a. Step 1: Click on the Choose a sprite option.
Step 2: Click on a sprite to add it to your project.
 - b. ☒ Click on the File menu.
☒ Click on the Save button.
☒ In the File name box, type name for file.
☒ Select the Save to your computer option.

Periodic Assessment-3

(Based on chapters 7 & 8)

A. Label the components of Scratch window.



B. Match the following:

1. a. 2. d. 3. b. 4. c.

C. Is this a loop?

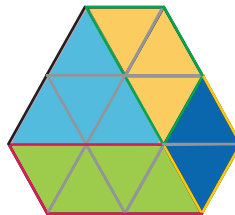
Yes

9. Google Blockly Games



Take Off

(Page no. 95)



Double Tap

(Page no. 98)

1. ✓ 2. ✓ 3. ✗



Choose the correct option.

1. a.
2. d.
3. b.
4. b.



Fill in the blanks with the correct words.

1. Google Blockly
2. Puzzle
3. Maze
4. Reset



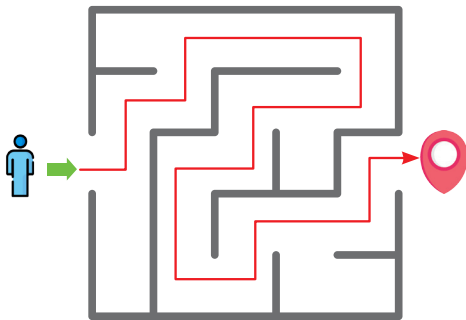
Answer the following questions:

1. 8
2. If some answers are incorrect, a message appears on the screen.
3. Open a web browser and Type www.blockly.games in the address bar of the web browser and press Enter key.



Scratch Your Brain.

1.



2. Competency-based/Application-based questions:
(ii)

10. AI-Enabled Devices



Take Off

(Page no. 104)



16

Plus (Ver. 4.0)-III (Answer Key)



1. SMART DOORBELL 2. SMART TV 3. CHATBOT 4. SMARTWATCH



Choose the correct option.

1. b. 2. a. 3. b.



Fill in the blanks with the correct words.

1. Smart speaker 2. Smart TVs 3. Smart doorbell



Answer the following questions:

1. Chatbot
2. They can measure your pulse rate.
3. It uses a combination of sensors, cameras, and AI to travel between destinations without human help.



Scratch Your Brain.

1.



2. Competency-based/Application-based questions:
(iv)


Periodic Assessment-4

(Based on chapters 9 & 10)



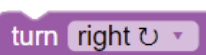
A. Tick (✓) the correct statements and cross (×) out the wrong ones.

1. ✓ 2. ✓ 3. × 4. ✓

B. Match the given blocks to complete the stack of blocks.

- | | | | |
|----|---|----|---|
| 1. |  | 2. |  |
| |  | |  |
| 3. |  | 4. |  |
| |  | |  |

C. Identify the Scratch blocks and write their uses.

	Block	Use
1.		Move the object in the forward direction from the direction it is facing.
2.		Turn the object in the left direction from the direction it is facing.
3.		Turn the object in the right direction from the direction it is facing.

Test Sheet-2

(Based on chapters 7 to 10)

A. Choose the correct option.

- | | | | | |
|--------|-------|-------|-------|--------|
| 1. a. | 2. d. | 3. a. | 4. b. | 5. b. |
| 6. a. | 7. a. | 8. b. | 9. a. | 10. d. |
| 11. b. | | | | |

B. Match the following:

- | | | | | |
|-------|-------|-------|-------|-------|
| 1. a. | 2. b. | 3. d. | 4. e. | 5. c. |
|-------|-------|-------|-------|-------|

C. Fill in the blanks with the correct words.

- | | | |
|-------------------|--------------|-------------------|
| 1. Google Blockly | 2. Smart TV | 3. Smart doorbell |
| 4. Reset | 5. Turn left | |



D. Answer the following questions:

1. If some answers are incorrect, a message appears on the screen.
2. It uses a combination of sensors, cameras, and AI to travel between destinations without human help.
3. They can measure your pulse rate and count your steps.
4. Three Components of scratch are Title bar, Menu bar, Stage area.
5. The blocks that are used to control the movement of a Sprite are known as Motion blocks.
6. The act of repeating an action again and again is called looping.