

Class  
1

# ANSWER KEY

Trackpad iPRO Ver 4.0

## 1. Computer—A WonderFul Machine

One

Touch

Learn



- A. 1. c.      2. b.      3. a.  
B. 1. T      2. F      3. F      4. F      5. T      6. T  
C. 1. d.      2. c.      3. b.      4. a.

Let's

Do

It



1. Air conditioner and television
2. Using a computer we can do sums and watch movies.
3. The types of computers are laptop, desktop and tablet.

Crack

The

Code



- A. 1. X      2. ✓      3. X      4. ✓      5. X      6. X      7. ✓      8. ✓      9. ✓

B.

C	O	M	P	U	T	E	R
R	S	A	B	A	C	U	S
A	B	C	C	U	S	R	T
N	D	H	A	B	D	F	I
E	T	I	K	R	R	T	X
J	E	N	O	M	Q	B	J
K	R	E	D	C	C	A	U

FUN

in

LAB



Do yourself.



## 2. Uses of a Computer

One Touch Learn



- A. 1. c.      2. b.      3. a.  
B. 1. T      2. T      3. T      4. F      5. F  
C. 1. games      2. walk      3. music      4. draw      5. hospitals

Let's Do It



- (i) We can type letters, words, sentences on a computer.  
(ii) Computer can calculate difficult sum quickly.
- Hospital and school are the two places where computers are used.
- Computers cannot dance or sing.

Crack The Code



- A. 1. SHOP      2. AIRPORT      3. HOSPITAL      4. SCHOOL      5. OFFICE  
B. 1. X      3. X      5. X

FUN in LAB



Do yourself.

## 3. Parts of a Computer

One Touch Learn



- A. 1. b.      2. a.      3. a.  
B. 1. wire      2. television      3. keys      4. headphones  
C. 1. b.      2. e.      3. a.      4. c.      5. d.

Let's Do It



- Keyboard helps us to type.
- Printer is used to print text & pictures on paper.
- Monitor, CPU, Mouse and Keyboard are the main parts of a computer.





1. Mouse    2. Keyboard    3. CPU    4. Monitor



Do yourself.

## 4. Using Computers—Do's and Dont's



A. 1. b.    2. a.    3. b.

B. 1. F    2. T    3. T    4. F    5. F

C. 1. quiet    2. carefully    3. spill    4. silence    5. correct posture    6. ears



1. We must not eat or drink in the computer room.
2. The two manners that we should follow in our computer lab are:
  - (i) Always press the keyboard keys gently.
  - (ii) Always maintain a correct posture while working on a computer.



1. Dust Cover    2. Mouse    3. Keyboard

## Worksheet-1

(Based on chapters 1 to 4)

A. 1. 3    2. 3

B. 1. T    2. T    3. F    4. F

C. 1. Mouse    2. Keyboard    3. CPU    4. Scanner

## Test Sheet-1

(Based on chapters 1 to 4)

### Section A

A. 1. (iii)    2. (ii)    3. (ii)

B. 1. man    2. sums    3. dust cover    4. correct posture    5. Printer



## Section B

- A.**
1. Air Conditioner, Refrigerator and television work on electricity.
  2. Bank and Hospital are the two places where computers are used.
  3. (i) We must not sit too close to the computer.  
(ii) We must not click the mouse button continuously.
  4. Keyboard helps us to type our name.
- B.**
1. Computers can do many kinds of work, but the other machines can only do the kind of work for which they have been made.
  2. (i) We should always press the keyboard keys gently.  
(ii) We should always maintain a correct posture while working on a computer.


## 5. Using the Mouse



- A.** 1. c.      2. a.      3. a.
- B.** 1. mouse      2. Dragging      3. clicking      4. Pointer      5. single-click
- C.** 1. c.      2. a.      3. b.      4. e.      5. d.



1. Left button, Right button and Scroll wheel.
2. Index finger is used to press the left button of mouse with right hand.
3. Moving the mouse while keeping the left button pressed is called dragging a mouse. Dragging is used to move any object on the screen.



Do yourself.

## 6. Using the Keyboard

One Touch Learn 

- A. 1. b.      2. c.      3. a.  
 B. 1. F      2. T      3. T      4. T      5. F  
 C. 1. Cursor      2. Keyboard      3. Spacebar      4. Number      5. Alphabet

Let's Do It 

1. Alphabet keys are used to type words and sentences.
2. Enter key is also called Return key.
3. Number keys are used to type numbers.
4. A cursor is a small blinking line.

Crack The Code 

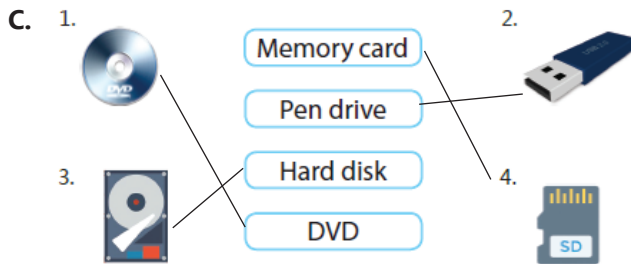


Do yourself.

## 7. Storage Devices

One Touch Learn 

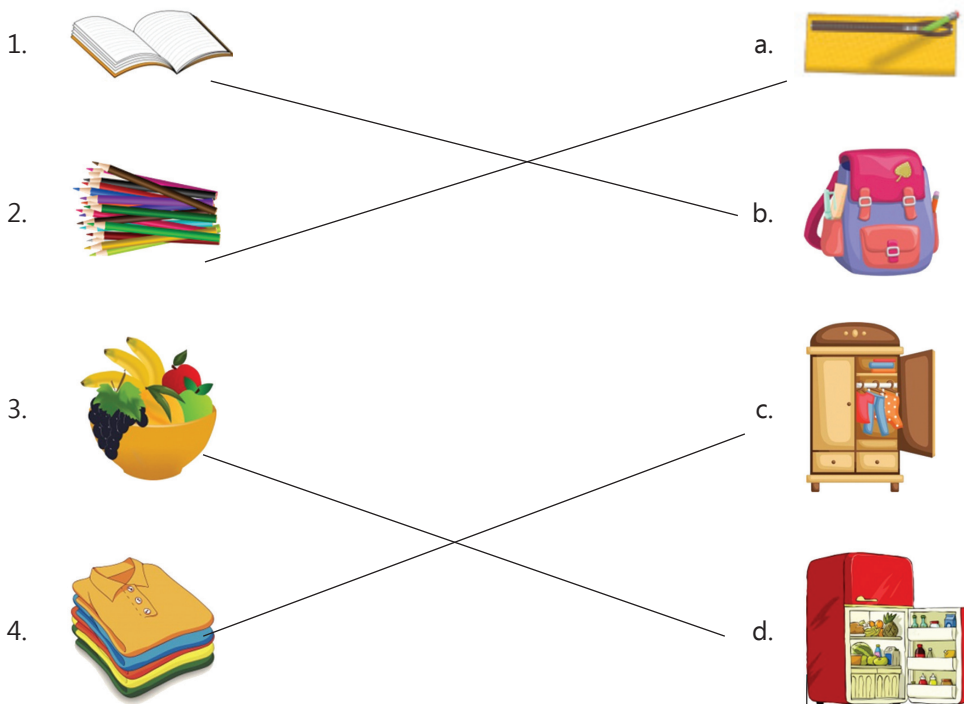
- A. 1. a.      2. c.      3. b.      4. a.  
 B. 1. T      2. T      3. T      4. F



## Let's Do It

1. Cupboard and Refrigerator are used to store items at our home.
2. Pen drive and Memory card are two examples of storage devices.
3. CD stands for Compact Disc.  
DVD stands for Digital Versatile Disc.

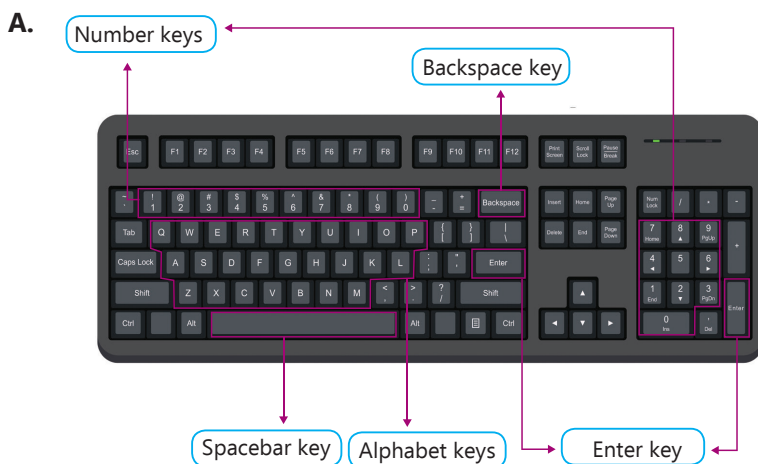
## Crack The Code



Do yourself.

## Worksheet-2

(Based on chapters 5 to 7)



**B.** 1. Dragging      2. Mouse      3. Right-click

**C.** 1. Pen drive      2. Compact Disc      3. Memory card      4. Digital Versatile Disc

## Test Sheet-2

(Based on chapters 5 to 7)

### Section A

**A.** 1. c.      2. c.      3. b.

**B.** 1. cursor      2. alphabet      3. single-click      4. mouse      5. compact disc

### Section B

- A.**
1. Enter key is also called the Return key.
  2. A computer mouse has one scroll wheel.
  3. CD, Pen drive and Memory Card are the three storage devices.
  4. Spacebar key is used to give blank space between words.
- B.**
1. Moving the mouse while keeping the left button pressed is called dragging a mouse. Dragging is used to move any object on the screen.
  2. Number keys help us to type numbers.