

Worksheet

1

Name:




Roll No: Class: Section:

Date:

PHOTOS EDITOR & VIDEO EDITOR

Chapter-1

A. Tick (✓) the correct option.



- Which are pre-designed special effects which you can directly apply to your video?
 - 3D effects ☐
 - Trimming ☐
 - Adjustments ☐
- Which option is used to add/remove some content in an existing video or apply some effects to the video?
 - Cropping ☐
 - Video editing ☐
 - Rotate ☐
- Which option is used to add motion effects in your video?
 -  ☐
 -  ☐
 -  ☐

B. Fill in the blanks using the hints given below:

Hints: Crop handles, Mirror image, Horizontal bar, Photos app

- allows you to apply different types of effects on your photos and videos.
- With the help of, you can crop a portion of a photo.
- Flipping means getting the of the photo either horizontally or vertically.
- Storyboard is a containing various options to edit the video.

C. Identify and name the following:

- 
- 
- 
- 