

Worksheet

2

Name:

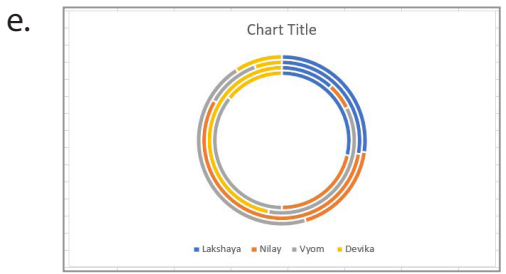
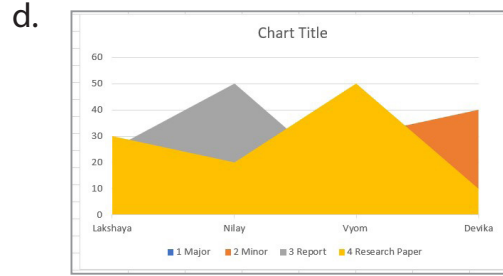
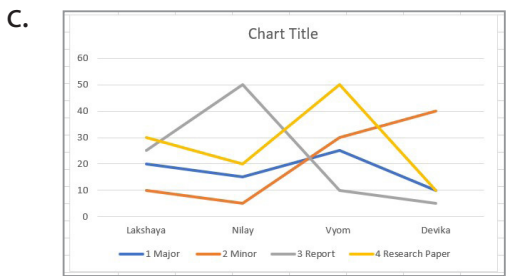
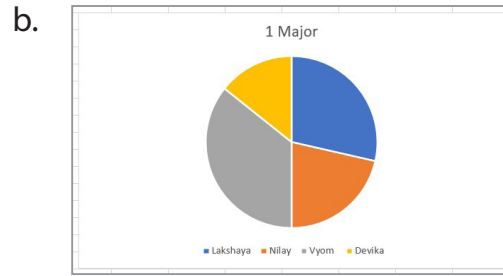
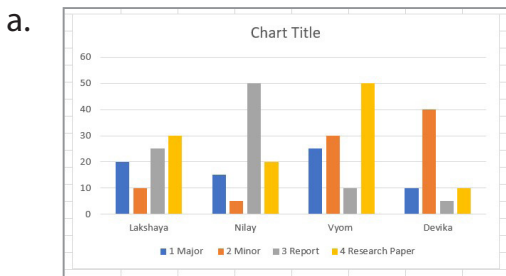
Roll No: Class: Section:

Date:

CHARTS IN EXCEL 2021

Chapter-3

A. Identify the following types of different charts available in Excel



B. Answer the following questions.

1. How can we set Data Range for a chart in Excel?

.....

2. What type of data is represented using Area Chart?

.....

3. What are gridlines?

.....

4. Differentiate between Pie and Doughnut Chart.

.....