

1. Computer—A Smart Machine

ASSESS YOURSELF

- (iii)
 - (i)
 - (iii)
 - (iii)
- Desk
 - Battery
 - Tablet
 - Money
 - Results
- F
 - T
 - F
 - T
- Supercomputers
 - Shops and malls
 - Laptop
 - In Science and defence
- At home computers are used for online shopping and searching information on the Internet.
 - We use computers in hospitals for maintaining records of patients, preparing all kinds of medical tests and finding the cause of disease.
- (i) S
 - (ii) T
 - (iii) L
 - (iv) D
 - (v) SC
 - Airport



{CODING ZONE}

=

Coding Zone

Coding Zone

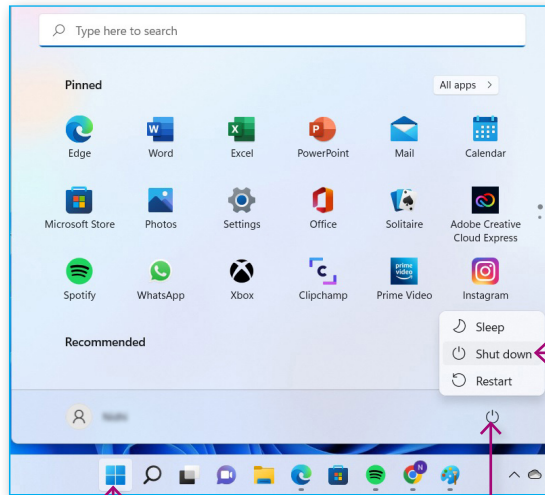
Do it yourself.

2. Operating a Computer

ASSESS YOURSELF

- (ii)
 - (i)
 - (iv)
 - (i)
 - (iii)
- Desktop
 - Icons
 - Close
 - Result
 - Input

3. a. F b. T c. F d. F
4. a. Taskbar b. Title bar c. Paint d. WordPad
- 5.



- 1 Click on the **Start** button.
- 2 Click on the **Power** option.
- 3 Select **Shut down** option.

6.



7. a. The Taskbar contains the Start menu and a set of fixed icons. It also shows the running programs as icons when minimised.
- b. A CPU is the processing device of a computer. Processing device usually works on the input.
8. a. To open the Paint program, follow the given steps:
- Step 1: Click on the Search.
 - Step 2: Type Paint in the Search Box.
 - Step 3: Select Paint from the list.
- b. These are called input, process and output devices.





1. Small Shapes- 6
Big Shapes- 3
2. a. 3958 b. 263

3. Using a Mouse and a Keyboard

ASSESS YOURSELF

1. a. (iii) b. (iii) c. (iii) d. (ii)
2. a. Spacebar b. Gaming c. Shift d. Backspace
3. a. T b. F c. F d. F
4. a. Spacebar b. Capital Letters c. Two d. Clicking
5. a. @ b. & c. ^
6. a. Following mouse can be used:
 - Play a game: Gaming Mouse
 - Work on school projects: Optical Mouse
 - Move around without a wire: Wireless Mouse
- b. Backspace Key



Do it yourself.

4. Typing in WordPad

ASSESS YOURSELF

1. a. (ii) b. (iii) c. (iv) d. (i)
2. a. Search b. Cursor c. Ribbon d. Attractive
3. a. (ii) b. (iii) c. (iv) d. (i)
4. a. This command is used to underline the text.



- b. This command is used to change the font style of the text.
 - c. This command is used to change the font size of the text.
 - d. This command is used to change the colour of the text.
- 5.
- a. The Title Bar displays the name of the program or document.
 - b. Typing text allows us to write letters, notes, stories, and other information on the computer using the keyboard.
 - c. You can start a new line by pressing the Enter key on the keyboard.
- 6.
- a. She should use the Bold option and increase the Font Size from the Font group under the Home tab.
 - b. He will use the Number keys on the keyboard.

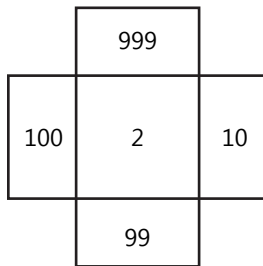


{CODING ZONE}

=

Coding Zone

Coding Zone



| INPUT | OUTPUT |
|-----------------------------|--------|
| Largest 3 digit Number | 999 |
| Smallest 3 Digit Number | 100 |
| The Largest 2-Digit Number | 99 |
| The smallest 2-Digit Number | 10 |

5. More on Paint

ASSESS YOURSELF

- | | | | | |
|----|--------------|----------|-------------------|---------|
| 1. | a. (iii) | b. (iii) | c. (i) | d. (ii) |
| 2. | a. Text | b. File | c. Brushes | |
| 3. | a. T | b. F | c. T | |
| 4. | a. Text Tool | b. File | c. Magnifier Tool | |



5. a. Follow the given steps:
 - Step 1:** Click on the Text Tool from the Tools group.
 - Step 2:** Click and drag in the drawing area to create a text box.
 - Step 3:** Start typing your text inside the box.
 - Step 4:** Use the Font group to change the font style, size, and color.
- b. Follow the given steps:
 - Step 1:** Click on the Brushes option.
 - Step 2:** Select the Airbrush from the drop-down list.
 - Step 3:** Choose a colour from the Colors group.
 - Step 4:** Click and drag the mouse in the drawing area to spray colour.
- c. Follow the given steps:
 - Step 1:** Click on the File menu.
 - Step 2:** Select the Open option.
 - Step 3:** Browse and select the file you want to open.
 - Step 4:** Click Open to view the drawing.
6. a. You should use the Text Tool.
- b. She should use the Magnifier Tool.



Do it Yourself.


6. More on Tux Paint

ASSESS YOURSELF

1. a. (ii) b. (ii) c. (ii)
2. a. and c. are incorrect match.
3. a. TUX PAINT b. TEXT TOOL c. STAMP d. DRAWING CANVAS
4. a. Click on the "Text" tool from the toolbar.
- b. Follow the given steps:
 - Step 1:** Click on the "Magic" tool.



- b. Start on Green Flag Block – It begins the script when the green flag is tapped.
 - c. Repeat Block – It repeats the blocks inside it a specified number of times.
 - d. Turn Left Block – It rotates the character in an anti-clockwise direction.
- 4.
- a. Blocks in ScratchJr are coding instructions used to control the actions of characters. They are connected like puzzle pieces to form scripts.
 - b. The Start on Green Flag block is used to begin the script when the green flag is tapped. It is placed at the beginning of the script.
 - c. Motion blocks are used to move the characters on the stage.
 - d. Three Looks Blocks are as follows:
 - Say Block – It shows a specified message in speech bubble. .
 - Hide Block – It fades out the character until it is invisible.
 - Show Block – It fades in the character until it is visible.
- 5.
- a. Wait block
 - b. Motion blocks: Move Right, Move Up.



9. Importance of AI

ASSESS YOURSELF

1. a. (iii) b. (i)
2. a. Grading b. Exoplanets c. Entertainment d. Robotic
3. a. AI reduces the repetitive tasks that are otherwise performed by humans.



- b. AI helps teachers with the automated grading system, checking multiple-choice questions and fill in blank testing.
- c. AI models are used to detect exoplanets or planets outside our solar system.

4. Robot 1.

a. If the TidyBot could talk, it would say the following statements:

- "Don't worry, toys! I'm just giving you a cozy spot on the shelf!"
- "Time to sweep the crumbs! Who's been having a cookie party without me?"

b. If The TidyBot had a special power, like the ability to talk to animals, it might tell the cat, "No jumping on the table! Let's keep it nice and clean".

Robot 2.

a. Do it yourself.

b. I think The BuddyBot would feel happy and proud when helping me! It might say, "Yay! Another task done! High-five, friend!" because it loves being helpful and spending time with me.



1. , , ,

2. Car

3.

