

1. Computer—A Wonderful Machine

EXERCISE



- A.** 1. c 2. b 3. b
- B.** 1. T 2. F 3. T 4. T
- C.** 1. SHOP 2. AIRPORT 3. HOSPITAL 4. SCHOOL
- D.** 1. Television, Cars
2. Do sums, Draw pictures, Play games, Watch movies
3. School, Office
- E.** 1. Human-made thing
2. Computer

Hands-On



Do it yourself.

IN THE LAB







Do it yourself.

2. Parts of a Computer

EXERCISE



- A.** 1. b 2. a 3. b
- B.** 1. Mouse 2. Keyboard 3. Monitor

- C.
- | | | |
|--|--|--|
| 1.  | 2.  | 3.  |
| <input checked="" type="checkbox"/> | <input type="checkbox"/> | <input checked="" type="checkbox"/> |
| 4.  | 5.  | 6.  |
| <input type="checkbox"/> | <input checked="" type="checkbox"/> | <input type="checkbox"/> |

D. Keyboard



Hands-On

Do it yourself.

IN THE LAB

Do it yourself.

Periodic Assessment 1

(Based on chapters 1 & 2)

A. 1.



a. Hospital

2.



b. Home

3.



c. School

4.



d. Office

Ans. 1. c

2. d

3. b

4. a



PLAY (Ver. 2.1)-I (Answer Key)



- B. 1. MOUSE 2. MONITOR 3. CPU

C.



3. Using the Keyboard

EXERCISE



- A. 1. b 2. a 3. a



- C. 1. Enter 2. Curser 3. 26

D. Number keys

Hands-On



Do it yourself.

IN THE LAB

Do it yourself.

4. Using the Mouse

EXERCISE



- A. 1. b 2. c 3. b

- B. 1. F 2. T 3. F

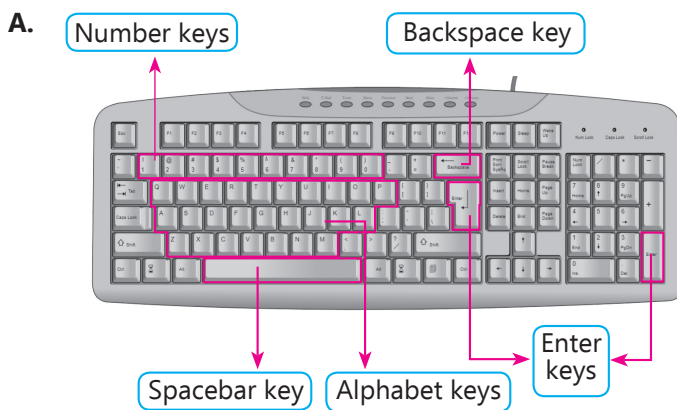
- C. 1. Index finger
2. Mouse pointer
3. Clicking
- D. Double Click

IN THE LAB

Do it yourself.

Periodic Assessment 2

(Based on chapters 3 & 4)



- B. 1. CURSOR 2. MOUSE 3. KEYBOARD
- C. 1. c. 2. a. 3. b.

Test Sheet 1

(Based on chapters 1 to 4)

Section A

- A. 1. c 2. c 3. c 4. a 5. a
- B. 1. Human 2. Sums 3. Tickets 4. Keys 5. Mouse

Section B

- 1. Television, Washing machine, Computer
- 2. Home, Offices
- 3. Keyboard



5. Fun With Tux Paint

EXERCISE



- A.** 1. b 2. a 3. c
- B.** 1. Eraser 2. Quit 3. Paint 4. Tux Paint
- C.** 1. Colors Palette
2. Drawing canvas
- D.** Selector

IN THE LAB

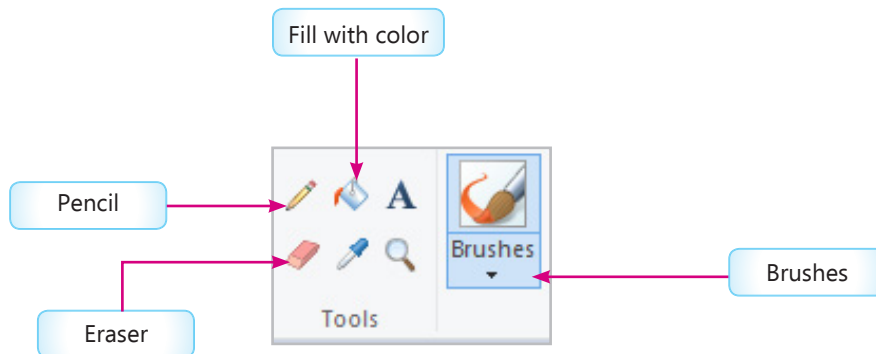
Do it yourself.

6. Introduction To Paint

EXERCISE



- A.** 1. b 2. c. 3. c.
- B.** 1. T 2. F 3. F
- C.** 1. Save command 2. Shape group 3. Tools group
- D.**



- D.** Shapes Group

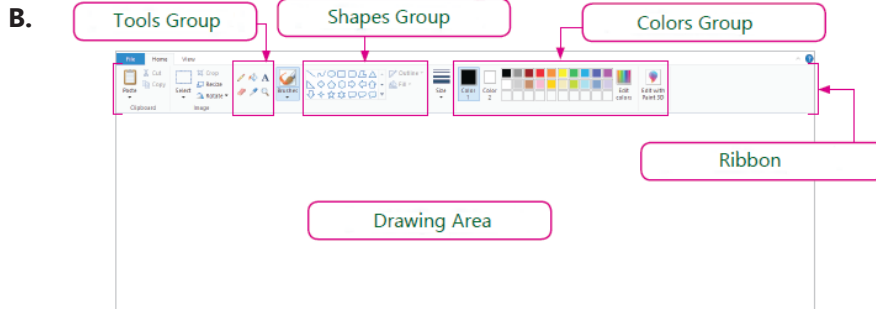
IN THE LAB

Do it yourself.

Periodic Assessment 3

(Based on chapters 5 & 6)

A. 1. e 2. a 3. b 4. c 5. d



7. Reasoning and Critical Thinking

- A. 1. b 2. a 3. c 4. b
- B. 1. T 2. T 3. F 4. T
- C. 1. c 2. a 3. d 4. b
- D. 1. One 2. Row
- E. Do it yourself.

IN THE LAB

Do it yourself.

8. Scratch Jr

EXERCISE



- A. 1. a 2. c 3. b
- B. 1. T 2. T 3. T 4. F
- C. 1. Green Flag 2. Save Button 3. Plus Button
- D. Plus Button

IN THE LAB

Do it yourself.



6

PLAY (Ver. 2.1)-I (Answer Key)



9. Introduction to Artificial Intelligence

A. 1. a 2. c 3. a

B. 1. T 2. T 3. F



Lift



Pack



Eat



Walk



Sleep



Bath

2.



Bark



Cook



Sleep



Identify people



Play



Read

D. 1. Listen to your commands

2. Natural Intelligence is the ability to think, understand and learn from previous experience learning to act in a given situation.

E. Aibo

IN THE LAB

Do it yourself.

Periodic Assessment 4

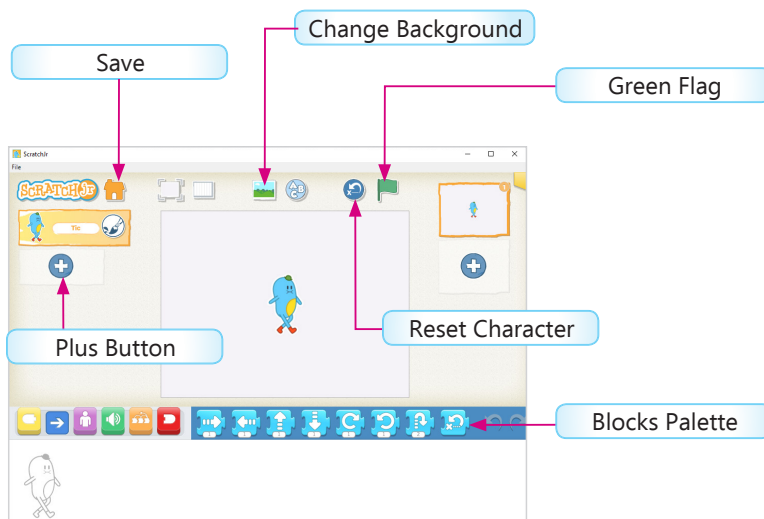
(Based on chapters 7 & 9)

A. Now click on the line.





Drag to make a curve.

Click on Curve shape.

B.



C.

- | | | | |
|--|--|--|--|
| 1. | 2. | 3. | 4. |
|  |  |  |  |
| <div style="border: 1px solid blue; border-radius: 50%; width: 40px; height: 40px; display: flex; align-items: center; justify-content: center;">A</div> | <div style="border: 1px solid blue; border-radius: 50%; width: 40px; height: 40px; display: flex; align-items: center; justify-content: center;">N</div> | <div style="border: 1px solid blue; border-radius: 50%; width: 40px; height: 40px; display: flex; align-items: center; justify-content: center;">N</div> | <div style="border: 1px solid blue; border-radius: 50%; width: 40px; height: 40px; display: flex; align-items: center; justify-content: center;">A</div> |

Test Sheet–2

(Based on chapters 5 to 9)

Section A

- | | | | | |
|-----------|------|------|------|------|
| A. | 1. b | 2. b | 3. b | 4. a |
| B. | 1. T | 2. T | 3. T | 4. T |

Section B

1. Colors Palette
2. Shapes group
3. One
4. Plus Button
5. Natural Intelligence is the ability to think, understand and learn from previous experience learning to act in a given situation.

