

## 1. Computer—A Machine

### Test Your Knowledge (Page 10)

Do it yourself



### Topic Flashback (Page 11)

Look at the below-given pictures. Write H for human-made and N for natural things.



N



N



H



H



### Art Integration Learning (Page 12)

Do it yourself



### Experiential Learning (Page 13)

Do it yourself



### QUICK QUIZ (Page 13)

1. b

2. a



## Assess Yourself







Choose the correct option.

1. c                      2. c                      3. d



Identify the following things, write their names, and also match them with their use.


1.  Sharpener sharpens a pencil
2.  Sewing machine stitches our clothes
3.  Refrigerator keeps food fresh
4.  Air conditioner keeps room cool



Scratch Your Brain.

1. a. TREE                      SMART

2. a.



c.



d.



e.



f.



3. Animals are Natural things.



## 2. Uses of a Computer

### Test Your Knowledge (Page 17)



### Topic Flashback (Page 19)

1. messages
2. paint
3. songs
4. sums
5. stories



### Interdisciplinary Learning (Page 19)

Do it yourself



### Experiential Learning (Page 21)

Do it yourself



### QUICK QUIZ (Page 22)

1. b
2. a

## Assess Yourself



Choose the correct option.

1. a                      2. a                      3. c



Fill in the blanks with the correct words.

1. Home            2. School            3. Bank            4. Shop



Answer the following questions:

1. a. Do sums                                      b. Type letters, poems and stories  
 2. Home  
 3. To maintain records of employees.



Scratch Your Brain.

1.

Solve sums

Listen to music

Sleep

Type stories

Eat

Make a video call

2. I can feel and think but a computer cannot.  
 3. To create and study medical reports of the patients.

## Periodic Assessment-1

(Based on chapters 1 & 2)

A. 1.



2.



3.



4.



ONOKOTEB

NOTEBOOK

ETRE

TREE

CPU

CUP

EVISIONTEL

TELEVISION




B. 1.



2.



3.



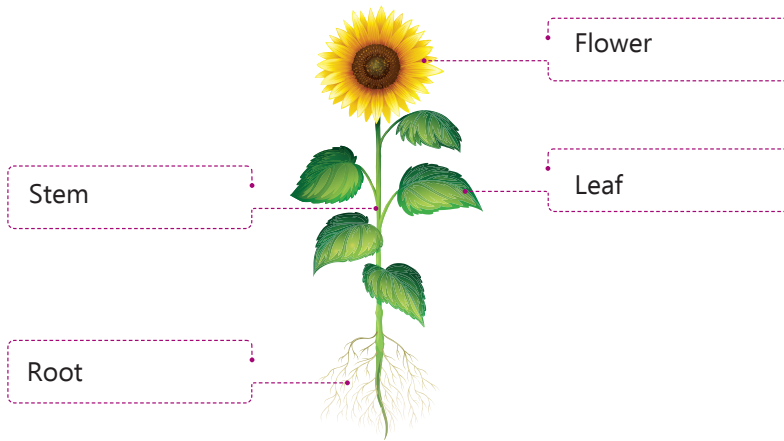
4.



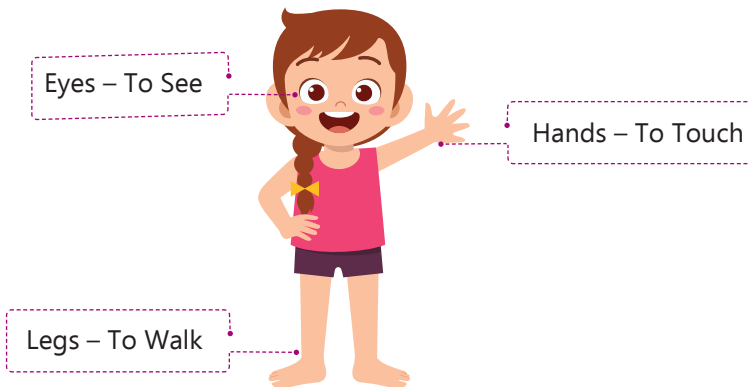
C. 1. Home 2. Hospital 3. School

### 3. Parts of a Computer

#### Test Your Knowledge (Page 27)



#### Interdisciplinary Learning (Page 29)





## Topic Flashback

(Page 29)

1. MOUSE
2. CPU
3. KEYBOARD
4. MONITOR



## Art Integration Learning

(Page 30)

Do it yourself



## QUICK QUIZ

(Page 30)

1. b
2. a

## Assess Yourself



Choose the correct option.

1. b
2. a
3. d



Tick (✓) the correct statements and cross (✗) the wrong ones.

1. ✓
2. ✗
3. ✗



Answer the following questions:

1. Monitor
2. Keyboard



Look at the pictures and fill in the blanks to complete their names.



Keyboard



Printer



Speakers








## Topic Flashback

(Page 38)



## Experiential Learning

(Page 38)

Do it yourself



## Art Integration Learning

(Page 40)

Do it yourself



## Interdisciplinary Learning

(Page 41)

Do it yourself



## QUICK QUIZ

(Page 41)

1. a
2. a

## Assess Yourself



Choose the correct option.

1. d
2. b
3. c
4. b



Tick (✓) the correct statements and cross (✗) the wrong ones.

1. ✓
2. ✓
3. ✗





## Scratch Your Brain.

1. Do it yourself

2. a.



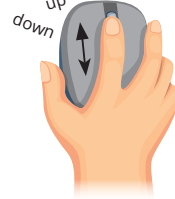
Single-Click

b.



Double-Click

c.



Scroll

3. Delete key

4. Scroll



## Explore in the Lab

Do it yourself

# Periodic Assessment-2

(Based on chapters 3 & 4)

A.



I am pointing at an item on the monitor.

I am using a Mouse.

I am typing a letter.

I am using a Keyboard.



I am watching a movie.

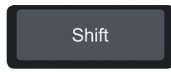
I am using a Monitor.

I am taking a print of the poem I typed.


I am using a Printer.



B.



2



2



1



2

C.



## Test Sheet-1

(Based on chapters 1 to 4)

- A. 1. d                    2. d                    3. d
- B. 1. Computer        2. Schools            3. Banks
- C. 1. ✓                    2. ✗                    3. ✗
- D. 1. Shops            2. CPU                3. Monitor

## 5. Tux Paint

**Test Your Knowledge** (Page 50)

Do it yourself



**Topic Flashback** (Page 54)

1. PAINT                2. TOOLBOX



**Art Integration Learning** (Page 54)

Do it yourself



**Interdisciplinary Learning** (Page 55)

Do it yourself



SmartGPT (4.0)-I (Answer Key)

10



1. b                      2. b

## Assess Yourself

 **Choose the correct option.**

1. b                      2. a                      3. c                      4. d

 **Fill in the blanks with the correct words.**

1. Down                2. Fill                    3. Up                    4. Paint

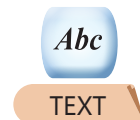
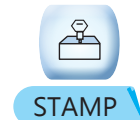
 **Answer the following in one or two words:**

1. New Tool
2. Text Tool
3. Quit Tool

 **Scratch Your Brain.**



V	G	F	Z	F	Q	M	I	G	H
F	F	H	X	S	T	A	M	P	N
B	L	K	N	T	K	G	L	R	E
D	G	Z	Q	C	X	I	F	X	W
P	H	K	L	V	I	C	P	U	D
T	F	U	L	L	Q	N	E	V	I
E	W	A	B	F	I	L	L	D	N
X	X	H	R	J	U	Y	W	K	C
T	L	N	O	Y	S	A	V	E	V
T	B	V	M	P	A	I	N	T	P



 **Explore in the Lab**

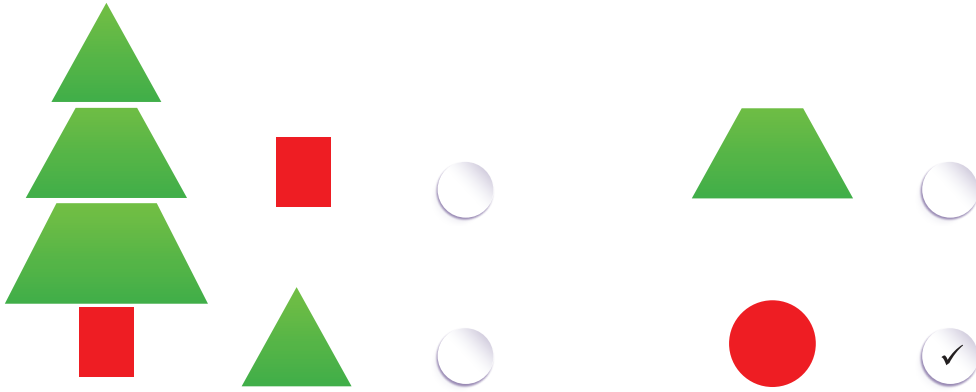
Do it yourself

# 6. Reasoning and Critical Thinking

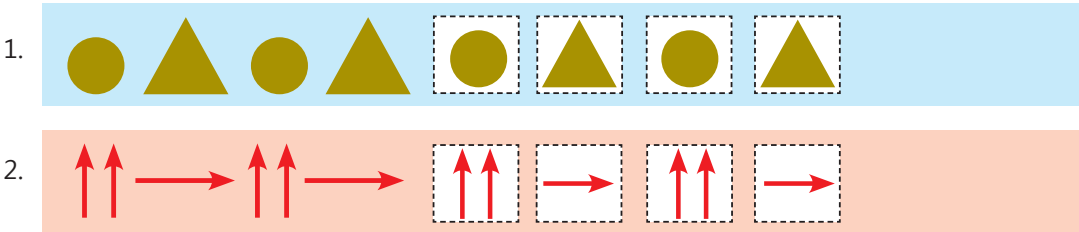
## Test Your Knowledge (Page 60)

Do it yourself

## Interdisciplinary Learning (Page 61)



## Topic Flashback (Page 62)



## QUICK QUIZ (Page 63)

- 1. b
- 2. b

## Assess Yourself

Choose the correct option.

- 1. b
- 2. a
- 3. c
- 4. b

Answer the following in one or two words:

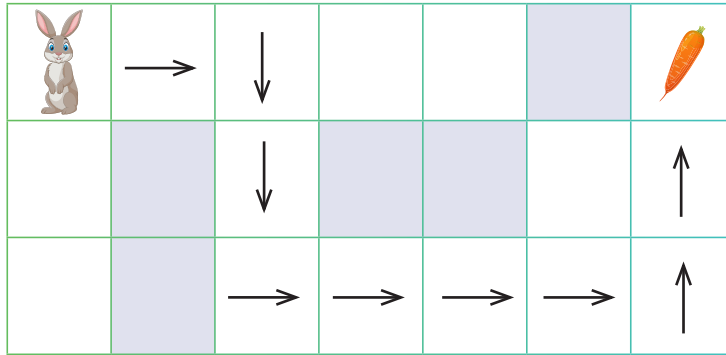
- 1. One
- 2. Row





# 7. Introduction to ScratchJr

## Test Your Knowledge (Page 67)



## Topic Flashback (Page 70)

1. GREEN FLAG
2. STAGE
3. CHARACTER



## Interdisciplinary Learning (Page 70)

Do it yourself



## QUICK QUIZ (Page 72)

1. b
2. b

## Assess Yourself



Choose the correct option.

1. a
2. d
3. c



Fill in the blanks with the correct words.

1. Character
2. Home Button
3. Plus Button
4. Programming Area



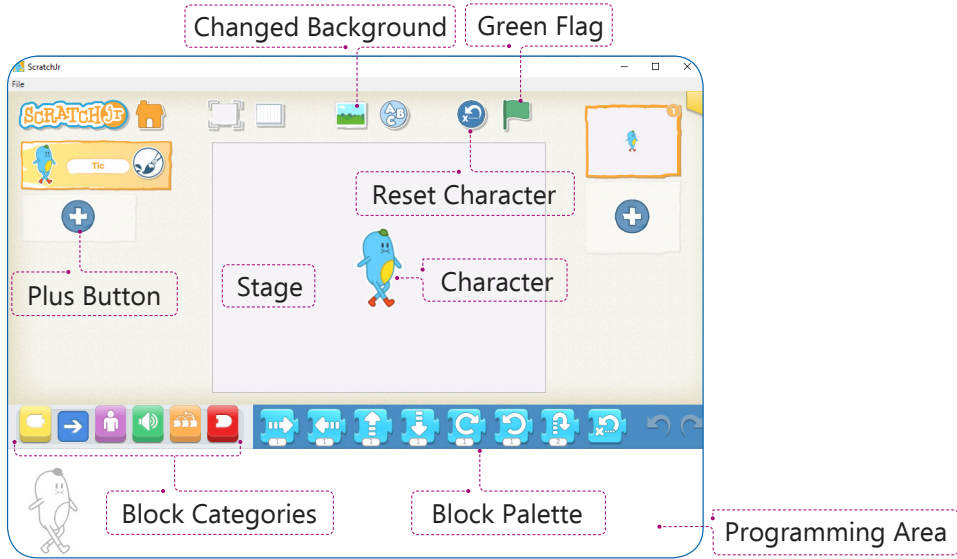
Answer the following in one or two words:

1. Stage
2. Change Background





# Scratch Your Brain.



## Explore in the Lab

Do it yourself

# 8. Introduction to Artificial Intelligence

### Test Your Knowledge (Page 76)



\_\_\_\_\_

*Ball*

\_\_\_\_\_



\_\_\_\_\_

*Tree*

\_\_\_\_\_



\_\_\_\_\_

*Sun*

\_\_\_\_\_



\_\_\_\_\_

*Book*

\_\_\_\_\_





# Topic Flashback

(Page 77)



# Art Integration Learning

(Page 78)

Do it yourself



# QUICK QUIZ

(Page 78)

1. a

2. a

## Assess Yourself



Choose the correct option.

1. a

2. c

3. a



Tick (✓) the correct statements and cross (✗) the wrong ones.

1. ✓

2. ✓

3. ✗



Match the objects with their respective category.

1.



Artificial things

2.



3.



Natural things

4.



## Scratch Your Brain.



- |  |   |
|--|---|
| <input checked="" type="checkbox"/> Bark | <input checked="" type="checkbox"/> Identify people |
| <input type="checkbox"/> Cook            | <input checked="" type="checkbox"/> Play            |
| <input type="checkbox"/> Sleep           | <input type="checkbox"/> Read                       |







## Explore in the Lab

Do it yourself

# Periodic Assessment-4





(Based on chapters 7 & 8)

- A.
- |  |  |  |  |
|--|--|--|--|
| 1.  | 2.  | 3.  | 4.  |
| <u>Plus Button</u>   | <u>Green Flag</u>  | <u>Change Background</u>   | <u>Reset Character</u>   |



- |  |  |
|--|--|
| <input checked="" type="checkbox"/> Lift | <input type="checkbox"/> Eat             |
| <input type="checkbox"/> Sleep           | <input checked="" type="checkbox"/> Pack |
| <input checked="" type="checkbox"/> Walk | <input type="checkbox"/> Bath            |

- C. 1. Green Flag 2. Character 3. Change Background 4. Plus Button

- D.
- |   |  |
|---|--|
| 1.  <span style="border: 1px solid gray; border-radius: 50%; padding: 2px 5px;">A</span> | 2.  <span style="border: 1px solid gray; border-radius: 50%; padding: 2px 5px;">N</span> |
| 3.  <span style="border: 1px solid gray; border-radius: 50%; padding: 2px 5px;">N</span> | 4.  <span style="border: 1px solid gray; border-radius: 50%; padding: 2px 5px;">A</span> |



# Test Sheet–2

(Based on chapters 5 to 8)

- A.** 1. a                    2. c                    3. c                    4. a
- B.** 1. Down            2. Fill                    3. Home Button 4. Programming Area
- C.** 1. New Tool  
2. Text Tool  
3. Row  
4. Change Background

