

## 1. Wonders of Computers

### Test Your Knowledge (Page 10)



a.

*Mouse*



b.

*Keyboard*



c.

*Monitor*



### Topic Flashback

(Page 13)

- C can work for long hours
- C cannot take its own decision
- H has feelings
- H doesn't need instructions to work



## Interdisciplinary Learning

(Page 16)



Mall

School



Police Station

Hospital



## Experiential Learning

(Page 17)

1. SCHOOLS
2. HOME
3. MALLS and SHOPS



## QUICK QUIZ

(Page 17)

1. a
2. a

## Assess Yourself



Choose the correct option.

1. d
2. c
3. a



Fill in the blanks with the correct words.

1. Smartphone
2. Emotions
3. Police



Answer the following questions:

1. Laptop
2. Study and play games
3. Smartphone





## Scratch Your Brain.

1. Library
2. Hospital



## Explore in the Lab (Page 19)

Do it yourself

# 2. Working of a Computer

## Test Your Knowledge (Page 21)



2



1



3



## Art Integration Learning

(Page 22)

Do it yourself



## Topic Flashback

(Page 22)



O



P



I



## Experiential Learning

(Page 23)

Do it yourself





## Interdisciplinary Learning (Page 23)

- 13
- 8, 2, sub



## QUICK QUIZ (Page 24)

a.        b.        c.        d. 

## Assess Yourself



Choose the correct option.

1. b
2. a
3. a



Tick (✓) the correct statements and cross (✗) the wrong ones.

1. ✓
2. ✓
3. ✗

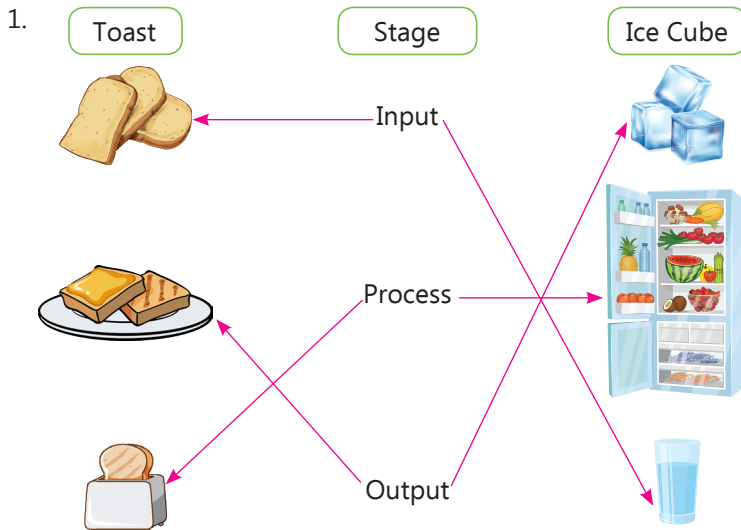


Answer the following questions:

1. Input → Process → Output
2. Input



Scratch Your Brain.



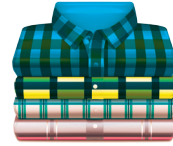
2.



P



I



O




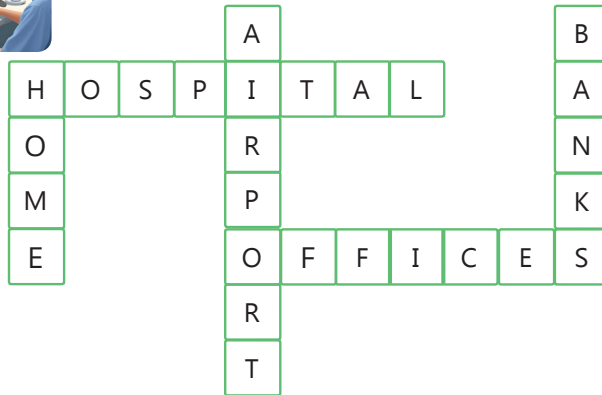
## Explore in the Lab (Page 26)

Do it yourself

# Periodic Assessment-1

(Based on chapters 1 & 2)

A.





B.

	Input	Process	Output
1.	(c)	(a)	(b)
2.	(c)	(b)	(a)



# 3. IPO Devices

## Test Your Knowledge (Page 29)

MACHINE		INPUT	PROCESSING	OUTPUT
	Microwave	Rice and Water	Cooking and heating	Ready to eat
	Juicer	Carrots, Oranges	Churning and extracting juice	Juice is ready

## Topic Flashback (Page 31)



1. MOUSE      2. SCANNER      3. KEYBOARD

## Interdisciplinary Learning (Page 32)

- |             |                                      |               |                                    |
|-------------|--------------------------------------|---------------|------------------------------------|
| 1. Keyboard | <input type="text" value="Fingers"/> | 2. Microphone | <input type="text" value="Mouth"/> |
| 3. Monitor  | <input type="text" value="Eyes"/>    | 4. Headphone  | <input type="text" value="Ears"/>  |

## QUICK QUIZ (Page 33)

1. b      2. a



## Assess Yourself

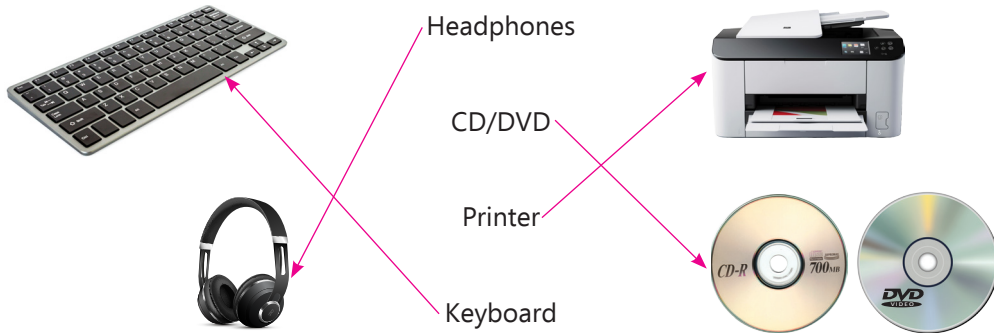


Choose the correct option.

1. c                      2. a                      3. b



Match the following devices with their pictures:



Tick (✓) the correct statements and cross (✗) the wrong ones.

1. ✗                      2. ✓                      3. ✓



Answer the following questions:

1. Mouse                      2. Processing Device. Example: CPU                      3. Printer



Scratch Your Brain.

1. OUESM



MOUSE

2. TMNRIIO



MONITOR

3. RADH KDSI



HARD DISK

4. ENP EIVDR



PEN DRIVE



**Explore in the Lab** (Page 35)

Do it yourself



# 4. The Keyboard and the Mouse

## Test Your Knowledge (Page 39)

- 2 Computer Keyboard      3 Computer Mouse



## Experiential Learning (Page 41)

Do it yourself



## Topic Flashback (Page 42)

1. CAPS    LOCK                      2. SHIFT    KEY
3. ARROW    KEYS                      4. SYMBOL    KEYS



## Interdisciplinary Learning (Page 44)

Do it yourself



## QUICK QUIZ (Page 45)

1. a                      2. a

## Assess Yourself



Choose the correct option.

1. b                      2. c                      3. d                      4. c



Fill in the blanks with the correct words.

1. 10                      2. Drag                      3. Laptop                      4. Symbol



Answer the following questions:

1. Alphabet keys                      2. Right-click                      3. Shift key



Scratch Your Brain.

1. a. Spacebar key    b. Enter key    c. Delete key  
2. a. (iv)                      b. (i)                      c. (ii)                      d. (iii)





## Explore in the Lab (Page 48)

- A. Do it yourself
- B. Do it yourself

# Periodic Assessment-2

(Based on chapters 3 & 4)

A.



- B. 1. Drag                      2. Single-click
- 3. Scroll
- C. 1. Mouse                    2. Number keys
- 3. Scanner                4. Pen drive
- 5. Touchpad

# Test Sheet-1

(Based on chapters 1 to 4)

- A. 1. d                      2. a                      3. c                      4. c
- B. 1. Emotions          2. Smartphone                      3. Laptop
- C. 1. To-do homework.
- 2. A computer works in three steps are: Input, Process and Output.
- 3. Mouse



# 5. Introduction to Word 2019

## Test Your Knowledge (Page 52)

Do it yourself

## Interdisciplinary Learning (Page 54)

Do it yourself

## Topic Flashback (Page 54)

1. F
2. T

## QUICK QUIZ (Page 55)

1. a
2. a

## Assess Yourself

### Choose the correct option.

1. a
2. b
3. d
4. d

### Tick (✓) the correct statements and cross (✗) the wrong ones.

1. ✓
2. ✗
3. ✓
4. ✓

### Answer the following questions:

1. Ribbon contains tabs and groups.
2. Save button
3. Title bar

### Scratch Your Brain.

1. a. CURSOR    b. CLOSE    c. RIBBON    d. FILE TAB

## Explore in the Lab (Page 56)

Do it yourself



# 6. Let's Learn Paint

## Test Your Knowledge (Page 58)

Do it yourself

## Interdisciplinary Learning (Page 61)

Do it yourself

## Topic Flashback (Page 64)

1. Ribbon
2. Tools
3. Color picker tool

## Art Integration Learning (Page 65)

Do it yourself

## QUICK QUIZ (Page 66)

1. b
2. a

## Assess Yourself

### Choose the correct option.

1. c
2. c
3. d

### Fill in the blanks with the correct words.

1. Paint
2. Title Bar
3. Color picker
4. Foreground

### Tick (✓) the correct statements and cross (×) the wrong ones.

1. ✓
2. ×
3. ✓
4. ×



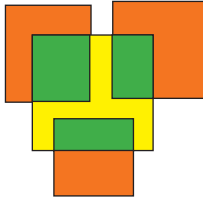
### Answer the following questions:

1. Pencil tool
2. Rectangle, Square
3. Crop command
4. Text tool



# Scratch Your Brain.

1.



Square

Curve

Polygon

2.



Z	T	C	E	O	M	S	T	Y	L
D	P	B	S	I	A	I	J	K	R
W	R	R	M	Q	G	Z	H	B	S
J	H	U	V	D	N	E	X	F	E
O	R	S	U	I	I	L	I	M	L
K	M	H	S	U	F	R	L	T	E
G	P	E	N	C	I	L	Y	E	C
E	I	S	A	T	E	I	Y	X	T
X	R	F	D	P	R	I	N	T	X
S	C	R	O	P	C	Q	V	C	V

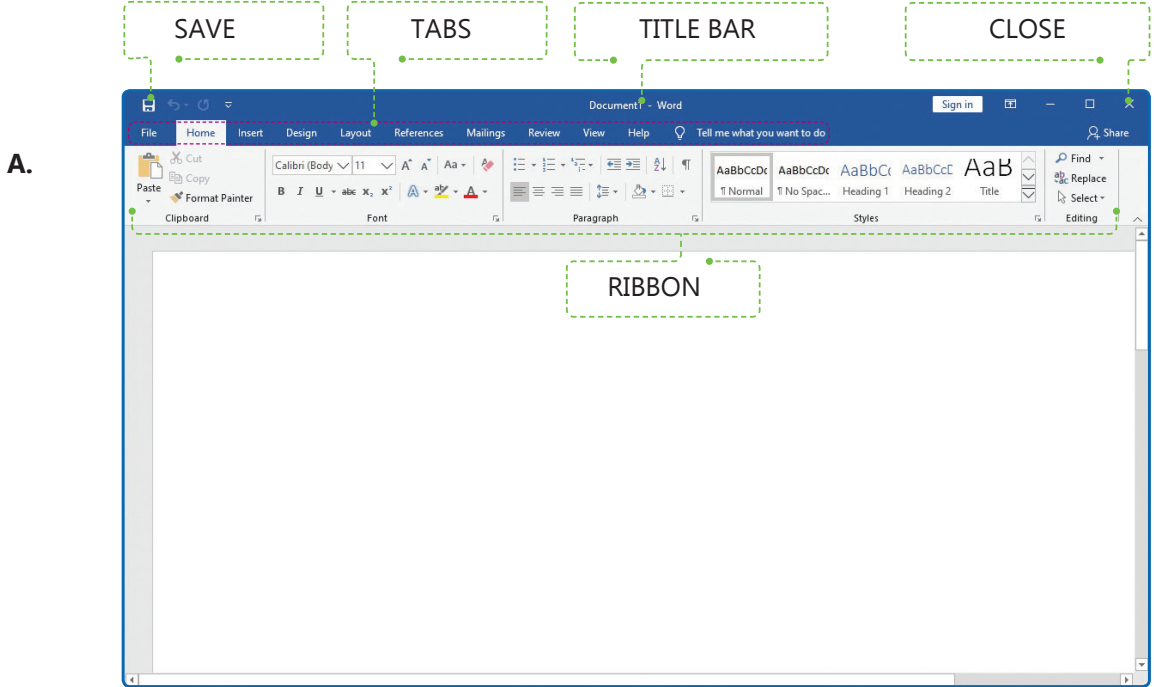








## Explore in the Lab (Page 70)

Do it yourself

# Periodic Assessment-3

(Based on chapters 5 & 6)

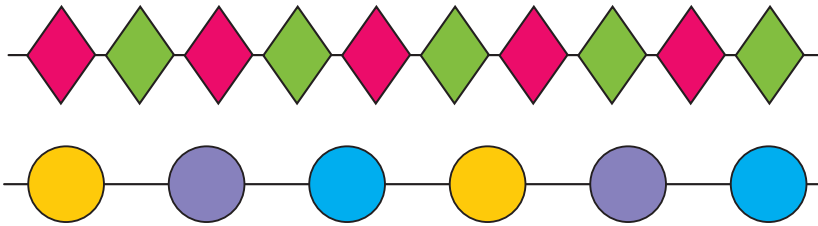


- B.**
1. Text tool
  2. Curve shape
  3. Select
  4. Brushes tool
  5. Pencil tool
  6. Polygon shape
- a. 
  - b. 
  - c. 
  - d. 
  - e. 
  - f. 
- Arrows indicate the following connections: 1 to c, 2 to d, 3 to b, 4 to e, 5 to f, and 6 to a.



# 7. Reasoning and Analysis

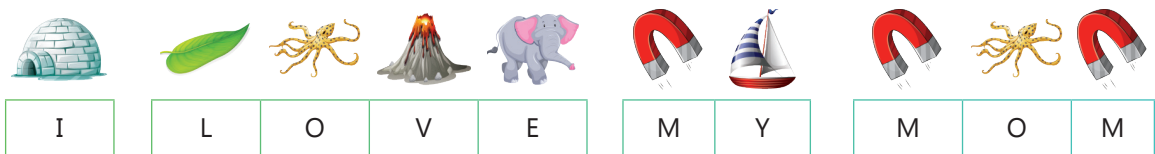
## Test Your Knowledge (Page 73)



## Interdisciplinary Learning (Page 74)

Do it yourself

## Topic Flashback (Page 75)



## QUICK QUIZ (Page 75)

1. b
2. a

## Assess Yourself

 Choose the correct option.

1. a
2. c

 Tick (✓) the correct statements and cross (✗) the wrong ones.

1. ✓
2. ✗

 Answer the following questions:

1. Decoding
2. RAC





Do it yourself



QUICK QUIZ

(Page 83)

- 1. a
- 2. a

### Assess Yourself



Choose the correct option.

- 1. b
- 2. c
- 3. b



Tick (✓) the correct statements and cross (✗) the wrong ones.

- 1. ✓
- 2. ✗
- 3. ✗
- 4. ✓



Answer the following questions:

- 1. Motion Blocks
- 2. Wait Block
- 3. Control Blocks
- 4. Triggering Blocks



Scratch Your Brain.

- 1. SAY BLOCK
- 2. MOVE RIGHT
- 3. GREEN FLAG



Explore in the Lab (Page 85)

Do it yourself

## 9. Artificial Intelligence Around Us

Test Your Knowledge

(Page 87)



N



A



A



N



A





## Experiential Learning

(Page 89)

Do it yourself



## Topic Flashback

(Page 89)

Do it yourself



## QUICK QUIZ

(Page 90)

1. a
2. a

## Assess Yourself



Choose the correct option.

1. d
2. c
3. a



Fill in the blanks with the correct words.

1. Voice Assistant
2. Robots
3. Navigation
4. Recognise



Answer the following questions:

1. Snapchat
2. Google Maps



Scratch Your Brain.



- a. Serving food
- b. Helping in surgeries
- c. Cleaning the house
- d. Lifting in a factory



## Explore in the Lab

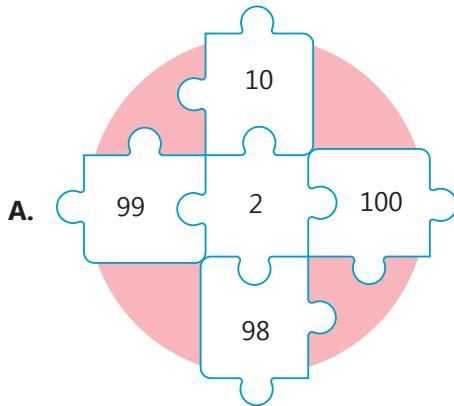
(Page 92)

Do it yourself



# Periodic Assessment-4

(Based on chapters 7 to 9)



- B. 1. b                      2. c                      3. a
- C. 1. Move Right      2. Grow Size      3. Wait for specified amount of time      4. Pop sound

## Test Sheet-2

(Based on chapters 5 to 9)

- A. 1. a                      2. c                      3. d                      4. b
- B. 1. Color picker                      2. Voice Assistant                      3. Robots  
4. Foreground
- C. 1. Document area is the white area where we type.  
2. Polygon Shape  
3. RAC  
4. Control Blocks

