

1. Computer Hardware and Software

Test Your Knowledge (Page 10)



Monitor



Mouse



Keyboard



CPU

Art Integration Learning (Page 12)

Do it yourself

Topic Flashback (Page 14)

1. Smartwatch
2. Joystick
3. Scanner
4. Web Camera

Experiential Learning (Page 14)

Do it yourself

QUICK QUIZ (Page 15)

1. b
2. b

Assess Yourself



Choose the correct option.

1. c
2. d
3. a
4. d



Fill in the blanks with the correct words.

1. Compact Disc
2. Joystick
3. Internal, External
4. Buttons
5. Chip



Answer the following questions:

1. ALU does all the arithmetic calculations like addition, subtraction, multiplication, division, etc.

Whereas, CU coordinates and controls all the parts of the CPU.

2. A smart board is a large interactive screen used in classrooms. You can write on it and interact with it using touch or special pens. It can also show videos, presentations, and diagrams.
3. The devices that are used to store data are called storage devices.
Examples: CD and DVD, Pen Drive and Hard Disk
4. A plotter is used to print big sketches, diagrams and maps on long sheets of paper.



Scratch Your Brain.

1. a. PEN DRIVE b. COMPACT DISC c. SPEAKERS d. MICROPHONE
2. a. Ruchita should use headphones to listen to music without disturbing others sitting nearby.
b. Suhana can use a microphone to record her voice for the singing competition.



Explore in the Lab (Page 17)

Do it yourself

2. Windows 10

Test Your Knowledge (Page 21)

Do it yourself





Topic Flashback

(Page 24)

1. Desktop
2. Notification Area
3. Start button
4. Start menu



Art Integration Learning

(Page 25)

Do it yourself



QUICK QUIZ

(Page 26)

1. a
2. a

Assess Yourself



Choose the correct option.

1. b
2. c
3. d
4. a



Tick (✓) the correct statements and cross (✗) the wrong ones.

1. ✓
2. ✗
3. ✗
4. ✗



Answer the following questions:

1. Sorting the icons means arranging the icons on the desktop.
2. These options are present in the Notification area of the Taskbar.
3. The left pane displays a list of programs.
Whereas, the right pane displays tiles. A tile is an application icon.
4. To change the desktop background, Sheena should follow the given steps:
Step 1. Right-click on the desktop and choose the Personalize option.
Step 2. Click on the Background option.
Step 3. Select the Picture option.
Step 4. Select any picture from the display.
After choosing a picture, the desktop background will change automatically.



Scratch Your Brain.

1. a. Maximize
c. Desktop
- b. Desktop background
d. Windows 11



Assess Yourself



Choose the correct option.

1. c 2. a 3. d 4. c



Fill in the blanks with the correct words.

1. Names toggle 2. Text
3. Brushes 4. Add color(+)






Answer the following questions:

1. We can add stickers and text for decoration in Paint 3D.
2. We can use the 3D rotation and move tools to adjust the object.
Click on the 3D object, to rotate the object around axes: X, Y and Z. Move the object with respect to the plane of the canvas.
3. Blue Colour
4. A dotted boundary around the shape with some points, is grab points. These are three tools:
 - a. Rotate is used to rotate the shape.
 - b. Stamp also called as Clone tool creates a copy of the shape.
 - c. Commit which is displayed as Check Mark is for completing the shape.



Scratch Your Brain.

1. a.  b.  c. 
5-point curve Tube brush Thought bubble
2. a. Paint 3D offers the following features:
 - We can create 3D pictures with shapes that pop.
 - We can add stickers and text for decoration.
 - We can cut and move parts of pictures for cool designs.b. Text tool is used to add text in the Canvas. It provides options for 2D text or 3D text, font, size, colour, style, and alignment.



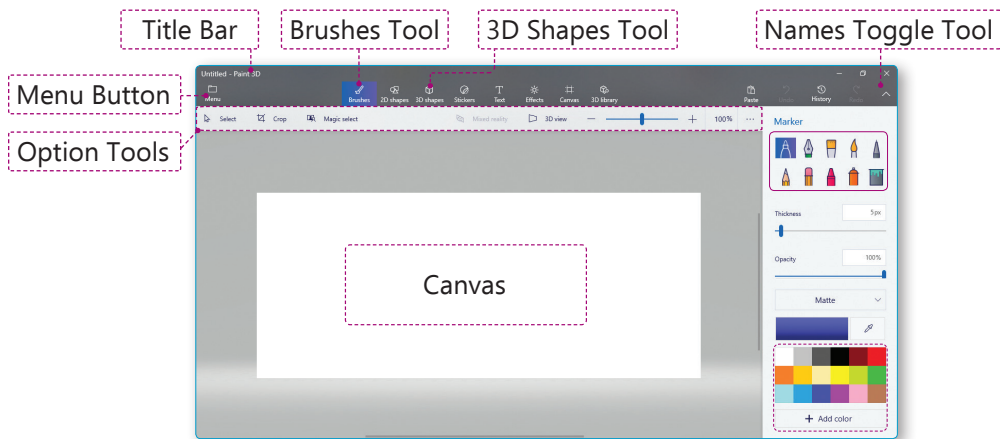
Explore in the Lab (Page 39)

Do it yourself

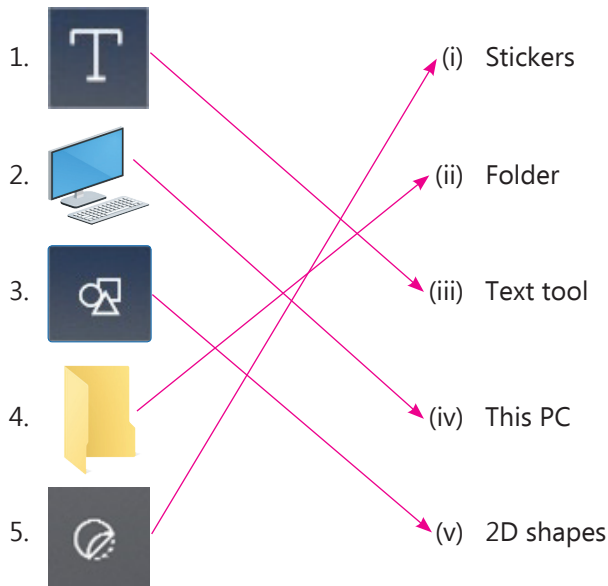
Periodic Assessment-1

(Based on chapters 1 to 3)

A.



B.



C.

- | | |
|---------------|---------------------|
| 1. Paint 3D | 2. Smartboard |
| 3. Windows 11 | 4. Operating System |

4. Editing in Word 2019

Test Your Knowledge (Page 42)

Do it yourself



SmartGPT (4.0)-III (Answer Key)





Interdisciplinary Learning (Page 45)

Do it yourself



Topic Flashback (Page 47)

1. RIBBON
2. ZOOM SLIDER
3. TITLE BAR
4. FILE TAB



Experiential Learning (Page 47)

Do it yourself



QUICK QUIZ (Page 47)

1. a
2. a

Assess Yourself



Choose the correct option.

1. d
2. c
3. d
4. b



Fill in the blanks with the correct words.

1. Document1
2. Zoom slider
3. Cutting
4. Title bar



Tick (✓) the correct statements and cross (×) the wrong ones.

1. ×
2. ✓
3. ✓
4. ×



Answer the following questions:

1. Quick Access Toolbar contains commonly used command buttons such as Save, Undo and Redo.
2. Place the cursor before the first letter. Now press and hold Shift key and press Right Arrow key until the line is selected.
3. Word is used to:
 1. Helps you to type letters, stories and make them colourful and fun.
 2. Use Word for school projects with information, pictures, and cool colours.
 3. It finds and fixes spelling mistakes to make your writing look better.



4. To open saved document, follow these steps:
 - Step 1. Click on File tab.
 - Step 2. Click on Open option.
 - Step 3. Select This PC option or the location where you have saved your document.
 - Step 4. Select the file.
 - Step 5. Click on Open button.
5. To copy and paste text in a document, follow these steps:
 - Step 1. Select the text you want to copy.
 - Step 2. Click on Home tab.
 - Step 3. Click on Copy button.
 - Step 4. Go to the desired place where you want to paste the text.
 - Step 5. Click on Paste button.



Scratch Your Brain.

1. a. STATUS BAR b. CUTTING c. BACKSPACE d. DELETE
2. a. Undo button is used to cancel the command.
b. Redo button is used to reverse the action of the last Undo command.
3. a. Amit should use the Copy and Paste commands to quickly duplicate the sentence multiple times.
b. The correct order of steps to save a document in Microsoft Word is:
 - Step 1. Click on File tab.
 - Step 2. Select Save or Save As from the left pane.
 - Step 3. Select This PC option from the center pane or click on Browse option.
 - Step 4. The Save As dialog box opens. Select the location of the file. Type a name for your file in the File name box.
 - Step 5. Click on Save button.



Explore in the Lab (Page 50)

Do it yourself

5. Formatting in Word 2019

Test Your Knowledge (Page 52)

1. PASTE 2. UNDO 3. FIND 4. COPY



SmartGPT (4.0)-III (Answer Key)





Art Integration Learning

(Page 53)

Do it yourself



Topic Flashback

(Page 54)

My First Poem

I am typing my first poem in Word 2019. I am having fun.



My First Poem

I am typing my first poem in Word 2019. I am having fun.



My First Poem

I am typing my first poem in Word 2019. I am having fun.



Interdisciplinary Learning

(Page 56)

Do it yourself



QUICK QUIZ

(Page 57)

1. b
2. b

Assess Yourself



Choose the correct option.

1. a
2. c
3. b
4. c



Match the following:

1. b
2. e
3. d
4. a
5. c



Fill in the blanks with the correct words.

1. Shading
2. Borders
3. Formatting
4. Underline



Answer the following questions:

1. To add numbers to listed items, follow the given steps:
Step 1: Select the list and click on Home tab.
Step 2: Click on the arrow with Bullets/Numbering.
Step 3: Select the numbering style you want to apply.



2. Text effects are used to make words look fancy and fun, like adding special colours, shadows, or patterns to make them stand out.
3. To change the font, follow the given steps:
 - Step 1. Select the text and click on Home tab.
 - Step 2. Click the drop-down list arrow to the right of the Font box.
 - Step 3. Choose the desired font.
4. To change the alignment of the selected text, follow these steps:
 - Step 1. Select the text and click on Home tab.
 - Step 2. Choose the desired alignment option.



Scratch Your Brain.

1. a. Bullet b. Font size c. Italic d. Font color
2. a. Font size b. Home tab



Explore in the Lab (Page 60)

Do it yourself

6. Internet

Test Your Knowledge (Page 62)



Experiential Learning

(Page 64)

Do it yourself



SmartGPT (4.0)-III (Answer Key)





Topic Flashback (Page 66)

1. Web page
2. Internet
3. World Wide Web



Interdisciplinary Learning (Page 68)

Do it yourself

Assess Yourself



Choose the correct option.

1. a
2. c
3. b
4. d



Fill in the blanks with the correct words.

1. Downloading
2. Hyperlink
3. Homepage
4. Websites



Tick (✓) the correct statements and cross (×) the wrong ones.

1. ×
2. ✓
3. ✓
4. ×



Answer the following questions:

1. It distracts us from our studies. It wastes our time and makes us lazy.
2. ISP is a company that provides you Internet connection and services for an annual or monthly fee. Some popular ISPs are BSNL, Vodafone Idea, Airtel, Jio etc.
3. The Internet is very helpful for planning a summer vacation. It helps to:
Find Places , Book Tickets, Choose a Hotel, Explore Activities, Get Weather Updates.
4. Some of the basic netiquettes are:
 - Be kind and respectful when talking to others online.
 - Use appropriate language while writing or chatting with someone.



Scratch Your Brain.

1. a. Do it yourself
b. Do it yourself
2. a. Shalini should use a web browser (such as Google Chrome, Microsoft Edge, or Mozilla Firefox) to search for information about the International Book Fair on the Internet.
b. I would upload the birthday party pictures. So that he can download the pictures.



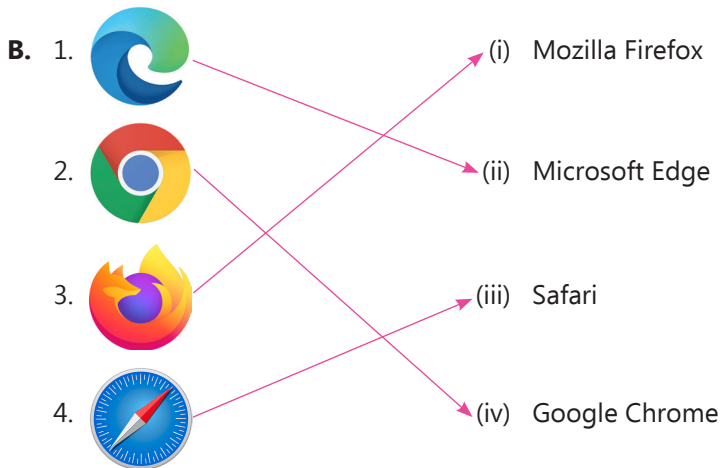


Do it yourself

Periodic Assessment-2

(Based on chapters 4 to 6)

- A.**
- Internet is the technology by which millions of computers in the world are connected to one another to share information.
 - Hyperlink is the text or image that is underlined and highlighted in blue, which on clicking takes you to another page, document or image.
 - A font is a style of letters and characters that you can choose to make your text look different in the document.
 - Formatting the text means changing the appearance and arrangement of the text.



C. 1. Clipboard 2. Font 3. Paragraph 4. Paragraph 5. Font

D. 1. Ctrl + A 2. Ctrl + X 3. Ctrl + V 4. Ctrl + O

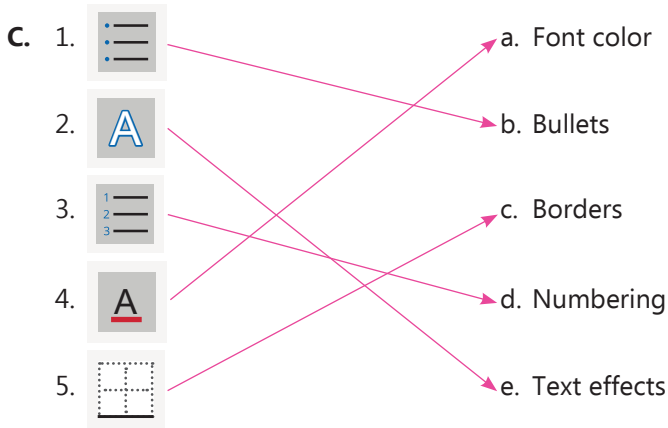
Test Sheet-1

(Based on chapters 1 to 6)

- A.**
- | | | | | |
|-------|------|------|------|-------|
| 1. c | 2. d | 3. c | 4. c | 5. c |
| 6. b | 7. c | 8. d | 9. d | 10. b |
| 11. d | | | | |

- B.**
- | | | | |
|-----------------|-----------------|----------------|------------------|
| 1. Formatting | 2. Cutting | 3. Zoom Slider | 4. Add Color (+) |
| 5. Names Toggle | 6. Compact Disc | 7. Hyperlink | 8. Borders |





- D.**
1. Some of the basic netiquettes are:
 - Be kind and respectful when talking to others online.
 - Use appropriate language while writing or chatting with someone.
 2. To change the alignment of the selected text, follow these steps:
 - Step 1. Select the text and click on Home tab.
 - Step 2. Choose the desired alignment option.
 3. To open a saved document, follow these steps:
 - Step 1. Click on File tab.
 - Step 2. Click on Open option.
 - Step 3. Select This PC option or the location where you have saved your document.
 - Step 4. Select the file.
 4. Paint 3D offers the following features:
 - We can create 3D pictures with shapes that pop.
 - We can add stickers and text for decoration.
 - We can cut and move parts of pictures for cool designs.
 5. The left pane displays a list of programs. A program is also called an app in Windows 10. The right pane displays tiles. A tile is an application icon.
 6. The devices that are used to store data are called storage devices. Examples are: Pen drive, Hard disk, CD and DVD.



7. Stepwise Thinking

Test Your Knowledge (Page 76)



4 Wear uniform



6 Go to school



5 Have breakfast



1 Wake up early



2 Brush teeth



3 Take a bath

Art Integration Learning (Page 78)

Do it yourself

Topic Flashback (Page 79)

If (boy eating ice cream)
then
Colour the star as red
otherwise
Yellow



If (boy's shirt green)
then
Colour the diamond as blue
otherwise
Pink

Experiential Learning (Page 80)

Do it yourself

QUICK QUIZ (Page 81)

1. a
2. a

Assess Yourself



Choose the correct option.

1. d 2. c 3. b 4. c





Answer the following questions:

1. The process of completing one step and going onto the other is known as stepwise thinking.
2. The example of loop in real life is Seesaw.
3. Steps to make a Strawberry milkshake:
Step 1: Take fresh strawberries, milk, sugar, and ice cream.
Step 2: Rinse them with clean water.
Step 3: Put strawberries, milk, sugar, and ice cream into a blender.
Step 4: Blend until it becomes smooth and creamy.
Step 5: Pour the milkshake into a glass and enjoy!



Scratch Your Brain.

1. Step 1: Date and time
Step 2: Invitations
Step 3: Friends
Step 4: Activities
Step 5: Refreshments, Snacks
Step 6: Greet
Step 7: Enjoy



3. a. The term used to describe this action is looping, as the swing moves up and down repeatedly.

b.











Explore in the Lab (Page 83)

Do it yourself

8. Let's Learn Scratch

Test Your Knowledge (Page 85)

- | | |
|--|---|
| 1.  Move up | 2.  Say hi |
| 3.  Stops the character | 4.  Pop sound |
| 5.  Green Flag | 6.  Turn clockwise |



Topic Flashback (Page 89)

- | | | |
|--------------|----------------|-----------------|
| 1. Go button | 2. Stop button | 3. Events block |
|--------------|----------------|-----------------|



Interdisciplinary Learning (Page 91)

Do it yourself



QUICK QUIZ (Page 92)

- | | |
|-------|-------|
| 1. b. | 2. a. |
|-------|-------|

Assess Yourself



Choose the correct option.

- | | | | |
|------|------|------|------|
| 1. c | 2. b | 3. a | 4. d |
|------|------|------|------|



Match the following:

- | | | | | |
|------|------|------|-------|------|
| 1. a | 2. d | 3. e | 4. b. | 5. c |
|------|------|------|-------|------|





Tick (✓) the correct statements and cross (✗) the wrong ones.

1. ✗ 2. ✗ 3. ✓ 4. ✗ 5. ✗



Answer the following questions:

1. Sound tab is used to make changes in the sounds of the sprite and backdrop.
2. Raghav should place the blocks in the Coding Area to create a script for his sprite.
3. To add a sprite, follow the given steps:
Step 1: Click on the Choose a Sprite option.
Step 2: Click on a sprite to add it to your project.
4. To save a project, follow the given steps:
Step 1: Click on File tab.
Step 2: Select Save to your computer option.
Step 3: Open the location where you want to save the project.
Step 4: Type the name in the File name box.
Step 5: Click on Save button.



Scratch Your Brain.

1. a. **Category:** Looks Block
Use: It is used to add speech and thought bubbles to the sprite.
- b. **Category:** Motion Block
Use: It is used to control the movement of a sprite.
- c. **Category:** Events Block
Use: It is used to run the script on the stage.
2. a. To change the backdrop, follow the given steps:
Step 1: Click on the Choose a Backdrop option.
Step 2: Click on a backdrop to add it to your project.
- b. Step 1: Click on File tab.
Step 2: Select Load from your computer option.
Step 3: Browse to the location of your project and select the project.
Step 4: Click Open button to open the project.



Explore in the Lab (Page 94)

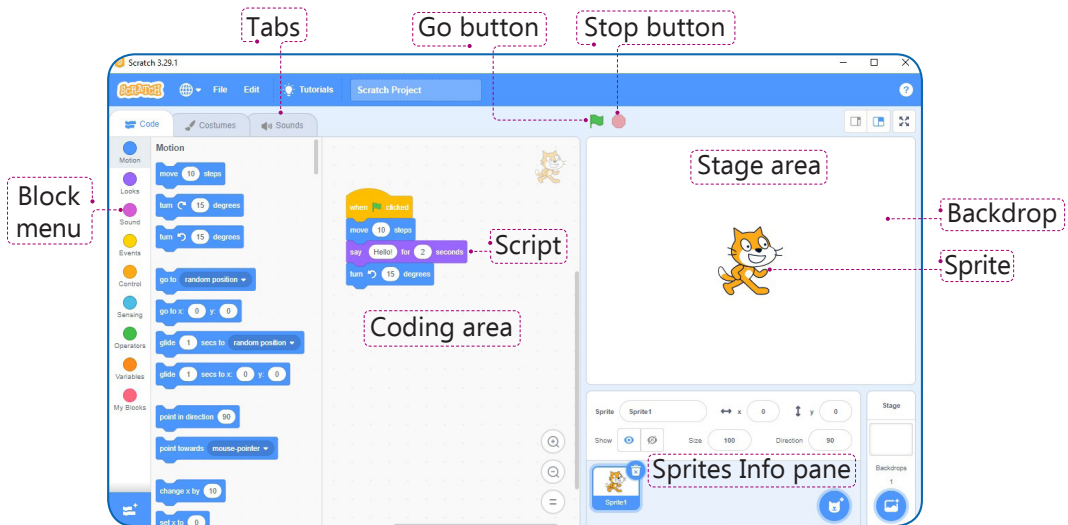
Do it yourself



Periodic Assessment-3

(Based on chapters 7 & 8)

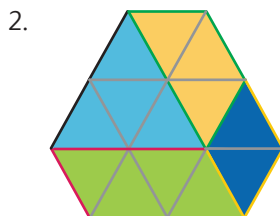
A.



- B. 1. Sprite
2. Coding area
3. Costumes tab
4. Stepwise Thinking
5. Looping
6. Decision Making
- C. Yes

9. Google Blockly Games

Test Your Knowledge (Page 97)





Interdisciplinary Learning (Page 100)

Do it yourself



Topic Flashback (Page 100)

1. ✓
2. ✓
3. ✗



Art Integration Learning (Page 102)

Do it yourself



QUICK QUIZ (Page 103)

1. a
2. b

Assess Yourself



Choose the correct option.

1. c
2. a
3. b
4. d



Fill in the blanks with the correct words.

1. Container
2. Fur, Whiskers
3. Loops
4. Increases



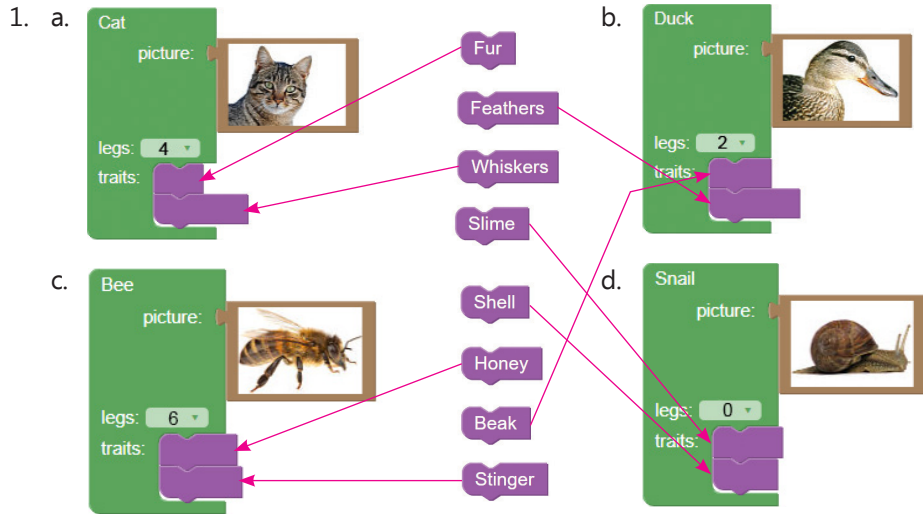
Answer the following questions:

1. Move forward block is used to move the object in the forward direction from the direction it is facing.
2. To Play the Puzzle game, follow the given steps:
 - Step 1: Drag and drop the picture of the animal/ bird to its name.
 - Step 2: Choose the correct number of legs of that animal/bird.
 - Step 3: Drag and drop traits blocks to create a stack of two blocks.
 - Step 4: Click on Check Answers button.
3. This tip tells us how to move the person forward from the current position towards the destination.





Scratch Your Brain.



2. Google Blockly Games



Explore in the Lab (Page 105)

Do it yourself

10. AI-Enabled Devices

Test Your Knowledge (Page 107)





Experiential Learning

(Page 109)

Do it yourself



Topic Flashback

(Page 109)

1. SMART DOORBELL
2. SMART TV
3. CHATBOT
4. SMARTWATCH



QUICK QUIZ

(Page 109)

1. b
2. b

Assess Yourself



Choose the correct option.

1. b
2. c
3. d
4. b



Fill in the blanks with the correct words.

1. Self-driving
2. Chatbot
3. Speakers
4. Smartphones



Answer the following questions:

1. Smart TVs are AI enabled TVs and can perform many tasks. Smart TV allows its users to play music, movies, or play games using Internet and all this can be controlled with your voice.
2. Face recognition
3. Smartwatches are wrist watches that provide a variety of features that traditional watches don't have. They can measure your pulse rate, count your steps, etc.





Scratch Your Brain.

1. a. Smart TV

b. Smartwatch

c. Smart doorbell

d. Driverless car

e. Smartphone

(i)




(ii)



(iii)



(iv)



(v)



2. (iii)



Explore in the Lab (Page 112)

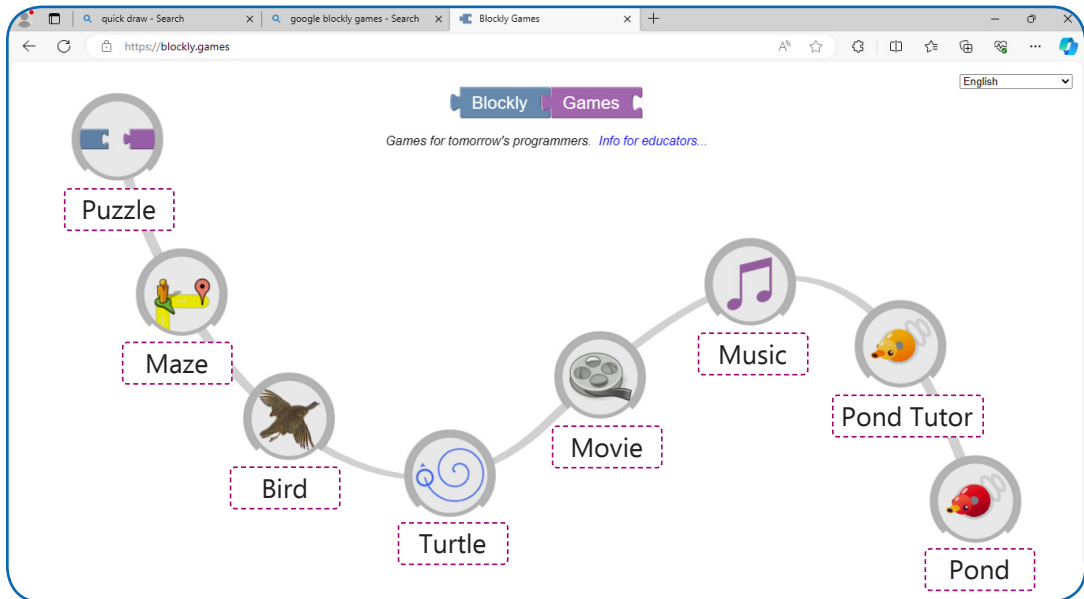
Do it yourself



Periodic Assessment-4

(Based on chapters 9 & 10)

A.



- B.
1. Smart speakers
 2. Self-driving car
 3. Chatbot
 4. Smartphone
 5. Smartwatch
- C.
1. move forward
 2. turn left
 3. turn right

Test Sheet-2

(Based on chapters 7 to 10)

- A.
- | | | | | |
|-------|------|------|------|-------|
| 1. b | 2. d | 3. b | 4. c | 5. a |
| 6. b | 7. b | 8. a | 9. d | 10. d |
| 11. b | | | | |
- B.
- | | | | | |
|---------|---------|--------|--------|----------|
| 1. (ii) | 2. (iv) | 3. (v) | 4. (i) | 5. (iii) |
|---------|---------|--------|--------|----------|
- C.
- | | |
|------------------|-----------------|
| 1. Fur, Whiskers | 2. Loop |
| 3. Increases | 4. Self-driving |
| 5. Chatbot | |



- D.**
1. Smart TVs are AI enabled TVs and can perform many tasks. Smart TV allows its users to play music, movies, or play games using Internet and all this can be controlled with your voice.
 2. Smartwatches are wrist watches that provide a variety of features that traditional watches don't have. They can measure your pulse rate, count your steps, etc.
 3. To Play the Puzzle game, follow the given steps:
Step 1: Drag and drop the picture of the animal/ bird to its name.
Step 2: Choose the correct number of legs of that animal/bird.
Step 3: Drag and drop traits blocks to create a stack of two blocks.
Step 4: Click on Check Answers button.
 4. To save a project, follow the given steps:
Step 1: Click on File tab.
Step 2: Select Save to your computer option.
Step 3: Open the location where you want to save the project.
Step 4: Type the name in the File name box.
Step 5: Click on Save button.
 5. Stepwise Thinking

