

Class  
1

# Answer Key

Touchpad PRIME Ver 2.2

## 1. What are Machines?



Do it yourself.







### Word Bank



Do it yourself.



### Rapid fire

1. a. (i)      b. (ii)      c. (i)      d. (i)

2. a.  i. 

b.  ii. 

c.  iii. 

d.  iv. 



## Evaluation Time

- a. time                      b. machine                      c. nature
- a. 1. Sun 2. Tree                                      b. 1. Cycle 2. Sharpener                                      c. 1. Chair 2. Table
- a. Smartphone is a human-made thing.  
b. Scissor. It is human-made tool.

## Activity Time

- Do it yourself.

2.



M



A



C



H



I



N



E

New word is: MACHINE

## Find Out

Do it yourself.

## Group Task

Do it yourself.



In The Lab

Do it yourself.

## 2. Exploring a Computer



1. mistake

2. electricity

3. time





## Word Bank

Do it yourself.

## Rapid fire

- 1.**    a. (iii)                      b. (ii)                      c. (iii)



## Evaluation Time

- [illegible]

## Activity Time

- a. HOME                      b. HOSPITAL



Do it yourself.

## Periodic Assessment 1

(Based on chapters 1 & 2)

(Based on chapters 1 & 2)





- B.** Painting      Watching TV      Bathing      Drinking
- Sleeping      Solving Sums      Chatting      Booking Tickets
- Washing Clothes      Drawing      Playing games
- Typing letters      Watching movies      Making mistakes
- C.** 1. T      2. F      3. F

### 3. Familiarity with Computer Parts



#### Word Bank

Do it yourself.

#### Rapid Fire

1. a. (iii)      b. (iii)      c. (iii)
2. a. F      b. F      c. F      d. T

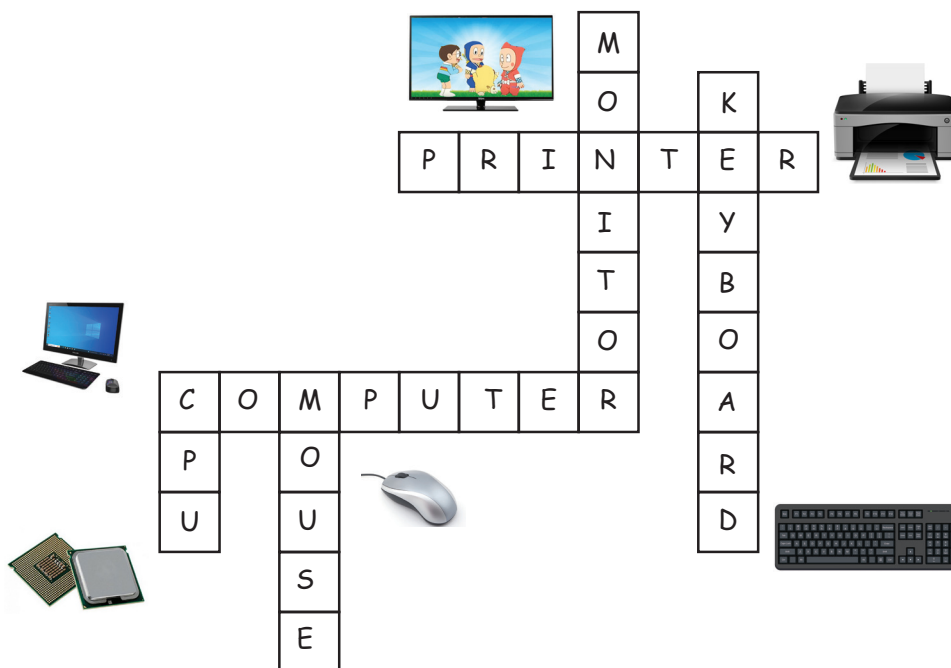
#### Evaluation Time

1. a. monitor      b. mouse      c. speakers      d. keys
2. a. Printer      b. CPU      c. Four      d. 1. Screen 2. Keyboard
3. a. Monitor      b. Printer





## Activity Time



### Find Out

Do it yourself.

### Group Task

Do it yourself.



### In The Lab

Do it yourself.

## 4. Exploring the Keyboard and Mouse





## Word Bank

Do it yourself.



Do it yourself.

## Word Bank

Do it yourself.

## Rapid Fire


1. a. (iii)                      b. (ii)                      c. (i)                      d. (i)
2. a. (iii)                      b. (iv)                      c. (ii)                      d. (i)

## Evaluation Time

1. a. Scroll                      b. Spacebar                      c. Caps Lock                      d. Backspace
2. a. All the keys on the keyboard which have letters from A to Z written on them are called Alphabet keys.
  - b. 1. Enter Key
  2. Delete Key
- c. The parts of a computer mouse are left button, right button and scroll wheel.
- d. Drag and drop action is used to move icon from one place to another.
3. a. Click is used to select an item.
  - b. Enter Key

## Activity Time

1.





2. Touchpad

Scroll Wheel

Key

Cat

Mouse pad

Television

Right-click

Screen

Drag and Drop

Click



In The Lab

Do it yourself.

## Periodic Assessment 2

(Based on chapters 3 & 4)

- A.** 1. Mouse      2. Keyboard      3. CPU      4. Speakers  
**B.** 1. SPACEBAR      2. ENTER      3. BACKSPACE      4. MONITOR  
5. KEYBOARD      6. MOUSE  
**C.** 1. c.      2. d.      3. a.      4. b.

## Test Sheet 1





(Based on chapters 1 to 4)

- 1.** a. (i)      b. (iii)      c. (iii)      d. (ii)  
**2.** a. smart      b. works      c. messages      d. watch  
**3.** a. 1. Do sums, 2. Send e-mails  
b. Printer  
c. Drag and drop action is used to move icon from one place to another.  
**4.** a. 1. Hospital  
2. Shop  
b. Four- Mouse, Monitor, Keyboard and CPU.  
c. 1. Enter key  
2. Delete Key



## 5. Let's Use Tux Paint



1.  Paint tool
2.  Shapes tool
3.  Quit tool
4.  Save tool

### Word Bank

Do it yourself.

### Rapid Fire

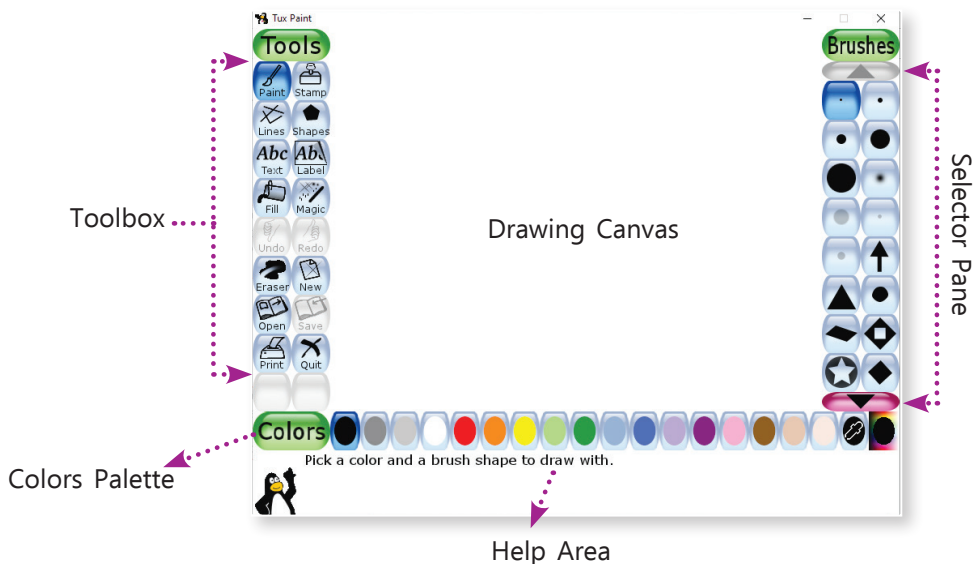
1. a. (iii)                      b. (i)                      c. (iii)
2. a. F                          b. T                          c. F

### Evaluation Time

1. a. colours                      b. drawing canvas  
c. help area
2. a. 1. Toolbox 2. Selector Pane      b. Shapes Tool
3. a. Colors Palette                      b. Eraser Tool

### Activity Time

Label the components of the Tux Paint window.





### Find Out

Do it yourself.

### Group Task

Do it yourself.



### In The Lab

Do it yourself.

## 6. Let's Use Paint

### Word Bank

Do it yourself.

### Rapid Fire


1. a. (i)                      b. (i)                      c. (ii)
2. a. Line shape          b. Fill with color tool                      c. Brushes

### Evaluation Time

1. a. 1. Tools group    2. Shapes group                      b. Line tool            c. Fill with color tool
2. a. Shapes Group                      b. Fill with color

### Activity Time

Circle only the tools or shapes of Paint.



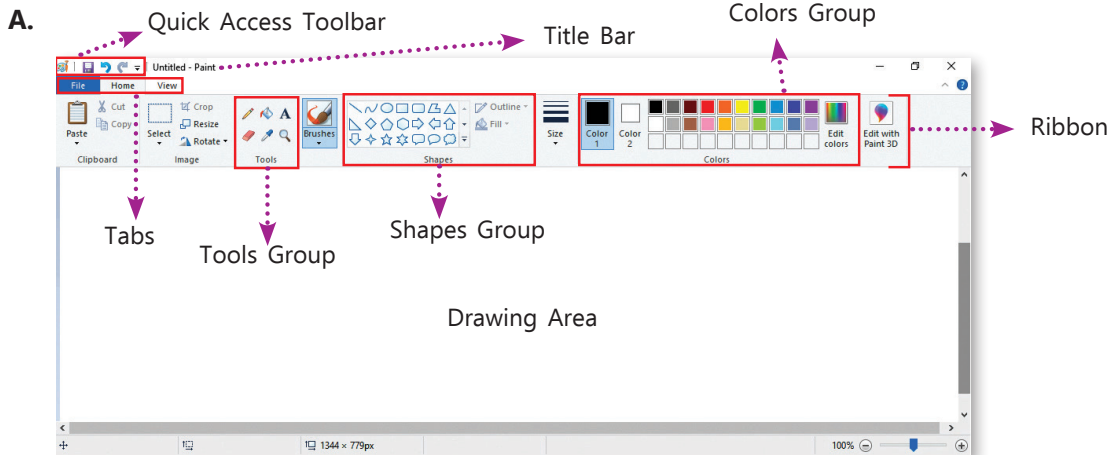
### In The Lab

Do it yourself.



# Periodic Assessment 3

(Based on chapters 5 & 6)




- B.**
- Selector Pane helps you to choose from different options that we get as a tool is selected.
  - Colors palette contains different colours to make colourful drawings.
  - Tux Paint is used to draw and paint.
  - Drawing Area is the largest area of tux paint that is used to draw and paint.

## 7. Reasoning and Critical Thinking



1.



2.



1. b

2. b





## Word Bank

Do it yourself.

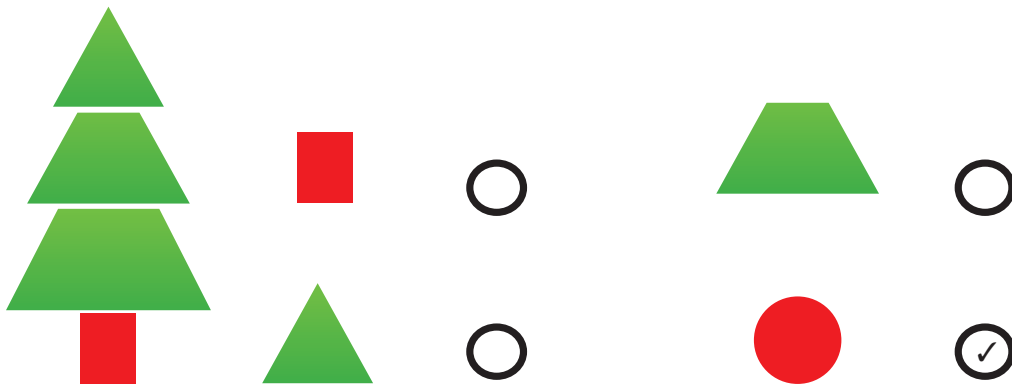
## Rapid Fire

- a. (ii)      b. (i)      c. (iii)      d. (ii)

## Evaluation Time

1. a. It has 1 curved side.  
b. A set of letters arranged from left to right makes a row.
2. a. 5  
b. Do it yourself.

## Activity Time



## 8. Introduction to Artificial Intelligence



1. a

2. a

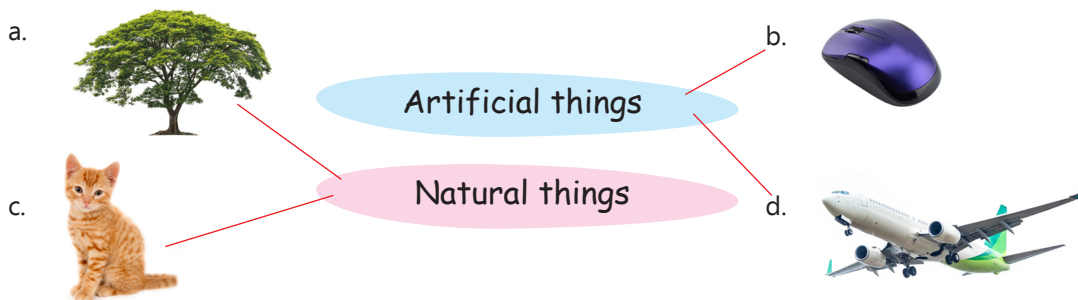


## Word Bank

Do it yourself.

## Rapid Fire

- a. (i)                      b. (iii)                      c. (i)
- a. T                        b. T                        c. F
- a.



## Evaluation Time

- a. Natural things                      b. Aibo
- a. Aibo                                      b. With the help of artificial intelligent machines.

## Activity Time



Bark



Identify people



Cook



Play



Sleep



Read



## In The Lab

Do it yourself.

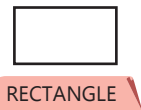
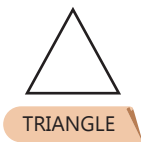




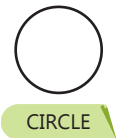
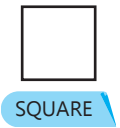
# Periodic Assessment 4

(Based on chapters 7 & 8)

A.



N	P	R	P	T	T	C	E	S	C
P	C	C	F	R	Q	I	L	O	N
M	O	L	M	I	A	R	M	X	U
V	R	S	Z	A	F	C	G	G	P
K	S	Q	Y	N	O	L	O	S	U
B	M	U	V	G	X	E	T	M	B
P	X	A	Z	L	L	M	H	R	B
R	C	R	E	E	A	O	S	B	M
W	R	E	C	T	A	N	G	L	E
G	U	V	V	Y	X	L	Y	C	A



B.



- ☒ Lift
- ☐ Sleep
- ☐ Walk

- ☐ Eat
- ☒ Pack
- ☐ Bath

C. 1.



(A)

2.



(N)

3.



(N)

4.



(A)





## Test Sheet 2

(Based on chapters 5 to 8)

1. a. (iii)                      b. Brush and Pencil                      c. (i)  
d. (ii)                      e. (i)
2. a. colours                      b. drawing canvas                      c. help area
3. a. Shapes tool  
b. It has 1 curved side.
4. a. The two parts of Tux Paint window are Toolbox and Selector Pane.  
b. A set of letters arranged from left to right makes a row.

