

1

TOUCHPAD

Mathematics

Ver. 1.0 >

Answer Key

ANSWERS

Chapter 1: Spatial Relationship

Warm up

1. inside 2. big 3. bottom 4. above

Exercise 1A

1. a. on b. under 2. a. over b. under
 3. a. down b. up 4. a. top b. bottom
 5. a. inside b. outside 6. a. above b. below
 7. a. before b. after 8. a. right b. left

Learning Log

1. ✓ 2. ✓ 3. ✗ 4. ✗
 5. ✓ 6. ✓ 7. ✗ 8. ✗

Chapter 2: Numbers up to 20

Warm Up



Exercise 2A

1. **4** Four **5** Five **6** Six

7 Seven **8** Eight **9** Nine

2. 4 ↔ Four, 9 ↔ Nine, 5 ↔ Five, 8 ↔ Eight, 7 ↔ Seven, 6 ↔ Six

Exercise 2B

1.

2.

3.

Tens	Ones
1	2
Twelve	

Tens	Ones
1	0
Ten	

Exercise 2C

1. b. 17 c. 15

	Ten	Ones	Number	Number Name
a.	1	2	12	Twelve
b.	1	6	16	Sixteen
c.	1	3	13	Thirteen
d.	1	9	19	Nineteen
e.	2	0	20	Twenty

Exercise 2D

1. b. 14 c. 13 d. 20

2. a. b. c. d.

Exercise 2E

1. a. 3, 7, 8, 14, 16, 20 b. 5, 9, 10, 17 c. 0, 6, 7, 11, 12, 18, 19
 2. a. 7 b. 11 c. 17 d. 14
 3. a. 10 b. 16 c. 13 d. 18
 4. a. 6 b. 11 c. 16 d. 15

Exercise 2F

1. a. 6, 7, 8, 10, 11, 12, 13, 14, 15, 16, 17 b. 9, 10, 11, 12, 13, 14, 15, 16, 17, 18, 19
 c. 6, 7, 8, 9, 10, 12, 13, 14, 15, 17, 18
 2. a. 18, 17, 16, 14, 13, 12, 11, 9, 8, 7, 6, 5 b. 19, 18, 16, 15, 14, 13, 11, 10, 9, 8, 7
 c. 15, 14, 13, 12, 10, 9, 8, 7, 6, 5, 3, 2

Exercise 2G

1. a. b. c.
 2. c. d. c.

Exercise 2H

1. 13 17 16

2. 10 18 10

3. 15 > 13 17 < 20 16 = 16 11 < 14

19 < 20 15 > 9 14 > 12 15 < 17

Exercise 2I

1. a. 8 10 4 b. 11 15 19 c. 7 10 16
 2. a. 14 9 16 b. 12 10 18 c. 13 14 11
 3. a. 10, 11, 12, 13, 14 b. 13, 14, 15, 16, 17 c. 15, 16, 17, 18, 19
 4. a. 17, 16, 14, 13, 12 b. 12, 11, 10, 9, 8 c. 14, 13, 12, 11, 10

Exercise 2J

1.

2.

Learning Logs

1. a. 7, 8, 9, 10, 11, 12, 13, 14, 15, 16, 17, 18, 19
 b. 3, 4, 5, 6, 7, 8, 9, 11, 12, 13, 14, 15, 16
 2. a. 18, Eighteen b. 14, Fourteen c. 16, Sixteen

3.

	Ten	Ones	Number
a.	1	4	14
b.	1	9	19

4. a. 18 (✓) b. 14 (✓) c. 17 (✓) d. 20 (✓)
 5. a. 10 (✓) b. 7 (✓) c. 8 (✓) d. 5 (✓)

6. a. 13 10 15 b. 16 17 14 c. 8 4 12

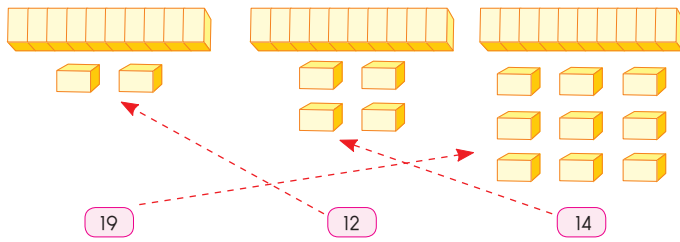
7.

Increasing Order	3, 5, 8, 10	9, 13, 17, 18
Decreasing Order	10, 8, 5, 3	18, 17, 13, 9

8.



Mental Maths



HOTS
Third

Chapter 3: Addition up to 20

Warm Up

1. 4 and 3 make 7 2. 2 and 5 make 7 3. 6 and 3 make 9
4. 2 and 4 make 6 5. 2 and 3 make 5

Exercise 3A

1. b. $2 + 4 = 6$ c. $7 + 3 = 10$ 2. b. $4 + 4 = 8$ c. $6 + 3 = 9$

Exercise 3B

1. a. $2 + 0 = 2$ b. $5 + 0 = 5$ c. $4 + 1 = 5$ d. $3 + 1 = 4$
2. a. 6 b. 8 c. 2 d. 4 e. 3
f. 6 g. 9 h. 10 i. 13

Exercise 3C

1. 14 2. 14 3. 15 4. 11 5. 11
6. 13 7. 12 8. 17 9. 10

Exercise 3D

1. a. 4 b. 3 c. 6 f. 8
2. a. 14 b. 11 c. 13 d. 11 e. 14 f. 16

Exercise 3E

1. $8 + 2 = 10$, $7 + 3 = 10$, $6 + 4 = 10$, $5 + 5 = 10$, $4 + 6 = 10$,
 $3 + 7 = 10$, $2 + 8 = 10$, $1 + 9 = 10$, $0 + 10 = 10$
2. a. 5 b. 1 c. 9 d. 7 e. 3
f. 7 g. 4 h. 8 i. 6

Exercise 3F

1. a. 9 b. 13 c. 8 d. 14
2. b. 12 c. 13 d. 9 e. 10 f. 13
3. a. $\begin{array}{r} 4 \\ +7 \\ \hline 11 \end{array}$ b. $\begin{array}{r} 8 \\ +6 \\ \hline 14 \end{array}$ c. $\begin{array}{r} 5 \\ +9 \\ \hline 14 \end{array}$ d. $\begin{array}{r} 7 \\ +5 \\ \hline 12 \end{array}$

Exercise 3G

1. b. $\begin{array}{r} 6 \\ 1 \text{ ---} 7 \\ +5 \\ \hline 12 \end{array}$ c. $\begin{array}{r} 4 \\ 9 \text{ ---} 4 \\ +1 \\ \hline 14 \end{array}$ d. $\begin{array}{r} 4 \\ 2 \text{ ---} 4 \\ +2 \\ \hline 8 \end{array}$ e. $\begin{array}{r} 6 \\ 0 \text{ ---} 6 \\ +2 \\ \hline 8 \end{array}$
f. $\begin{array}{r} 7 \\ 1 \text{ ---} 8 \\ +8 \\ \hline 16 \end{array}$ g. $\begin{array}{r} 3 \\ 5 \text{ ---} 5 \\ +2 \\ \hline 10 \end{array}$ h. $\begin{array}{r} 1 \\ 6 \text{ ---} 7 \\ +4 \\ \hline 11 \end{array}$
2. a. 9 b. 8 c. 8 d. 6 e. 8
f. 11 g. 11 h. 16 i. 5 j. 12

Exercise 3H

1. a. 14 b. 18 c. 17 d. 17
e. 19 f. 18 g. 19 h. 18
2. a. 14 b. 15 c. 18 d. 13
e. 19 f. 12

Exercise 3I

2. 12 pencils T O
 $\begin{array}{r} 4 \\ +8 \\ \hline 12 \end{array}$
3. 9 balloons T O
 $\begin{array}{r} 5 \\ +4 \\ \hline 9 \end{array}$
4. 15 pears T O
 $\begin{array}{r} 8 \\ +7 \\ \hline 15 \end{array}$
5. 15 roses T O
 $\begin{array}{r} 13 \\ +2 \\ \hline 15 \end{array}$
6. 6 cups T O
 $\begin{array}{r} 4 \\ +2 \\ \hline 6 \end{array}$

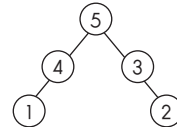
Learning Logs

1. a. 5 b. 11 c. 14 d. 3 e. 4
f. 7 g. 8 h. 10 i. 7
2. $4 + 2 = 6$ $5 + 4 = 9$
 $3 + 4 = 7$ $6 + 2 = 8$
 $7 + 1 = 8$ $4 + 1 = 5$
 $5 + 0 = 5$ $5 + 2 = 7$
 $6 + 3 = 9$ $3 + 3 = 6$
3. a. 16 b. 20 4. a. 18 b. 17 c. 17 d. 16
5. $5 + 10 = 15$ T O
 $\begin{array}{r} 5 \\ +10 \\ \hline 15 \end{array}$ 6. a. b.

Mental Maths

1. a. 11 b. 13 c. 15 d. 14 e. 18 f. 19
2. a. 1 b. 14 c. 0 d. 16 e. 11 f. 1

HOTS



Chapter 4: Subtraction up to 20

Warm Up

1. 2 2. 4 3. 2 4. 5

Exercise 4A

1. b. 9, 4, 5, 9 - 4 = 5 c. 8, 3, 5, 8 - 3 = 5 d. 7, 3, 4, 7 - 3 = 4
2. b. 5 c. 3 d. 5 e. 1 f. 2

Exercise 4B

1. a. 6 b. 9 c. 7 d. 8 e. 5
f. 2 g. 12 h. 16 i. 19
2. a. 8 b. 6 c. 7 d. 5 e. 4
f. 2 g. 12 h. 14 i. 19
3. a. 0 b. 0 c. 0 d. 0 e. 0
f. 0 g. 0 h. 0 i. 0

Exercise 4C

2. 14 3. 3 4. 15 5. 12 6. 11
7. 13 8. 6 9. 17 10. 15 11. 13
12. 10 13. 6 14. 6 15. 11 16. 11

Exercise 4D

1. a. 10 b. 4 c. 9 d. 3 e. 8 f. 2
g. 7 h. 1 i. 6 j. 0 k. 5
2. $4 - 2 = 2$, $7 - 2 = 5$, $9 - 8 = 1$, $5 - 2 = 3$, $8 - 4 = 4$,
 $8 - 5 = 3$, $9 - 5 = 4$, $10 - 9 = 1$, $6 - 4 = 2$, $6 - 1 = 5$



Exercise 4E

1. b. 2 c. 4 d. 7 e. 0 f. 1
 2. b. 1 c. 2 d. 0 e. 6 f. 6
 3. a. 3 b. 4 c. 6 d. 8
- $$\begin{array}{r} -2 \\ \underline{} \\ 1 \end{array}$$
- $$\begin{array}{r} -2 \\ \underline{} \\ 2 \end{array}$$
- $$\begin{array}{r} -5 \\ \underline{} \\ 1 \end{array}$$
- $$\begin{array}{r} -6 \\ \underline{} \\ 2 \end{array}$$

Exercise 4F

1. 10 2. 16 3. 14 4. 12 5. 12
 6. 10 7. 11 8. 12 9. 12

Exercise 4G

1. a. 7 b. 8 c. 7

$$\begin{array}{r} -3 \\ \underline{} \\ 4 \end{array}$$
 students
$$\begin{array}{r} -3 \\ \underline{} \\ 5 \end{array}$$
 birds
$$\begin{array}{r} -5 \\ \underline{} \\ 2 \end{array}$$
 cherries
 d. 6 e. 3

$$\begin{array}{r} -3 \\ \underline{} \\ 3 \end{array}$$
 pencils
$$\begin{array}{r} -3 \\ \underline{} \\ 0 \end{array}$$
 bananas
2. b.

8	✓	5	
8	-	5	= 3

 more c.

6		9	✓
9	-	6	= 3

 more d.

10	✓	9	
10	-	9	= 1

 more
3. b.

7		3	✓
7	-	3	= 4

 less c.

18		5	✓
18	-	5	= 13

 less d.

14		4	✓
14	-	4	= 10

 less

Learning Logs

1. a. 2 b. 6 c. 5 d. 9 e. 2 f. 5
 g. 7 h. 8 i. 4 j. 5 k. 9 l. 10
 2. a. 1 b. 2 c. 14
 3. $8 - 3 = 5 \rightarrow 5 - 0 = 5$, $9 - 3 = 6 \rightarrow 8 - 2 = 6$,
 $12 - 2 = 10 \rightarrow 11 - 1 = 10$, $9 - 2 = 7 \rightarrow 16 - 9 = 7$
 4. a. 14 b. 11 c. 13 d. 17
 5. 14 toffees 6. 11 fish

Mental Maths

2. 1 3. 1 4. 1 5. 1
 6. 1 7. 1 8. 1

HOTS

$20 - 9 = 11$, $15 - 5 = 10$, $10 - 3 = 7$, $19 - 5 = 14$, $17 - 9 = 8$

Chapter 5: Numbers up to 50

Warm Up

1. a. 15 b. 15 c. 20 2. yes

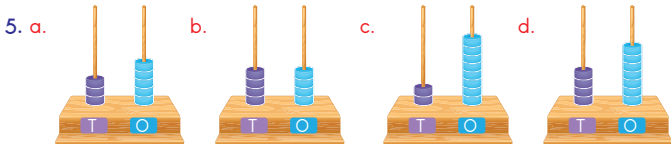
Exercise 5A

1. b. 2, 9 c. 3, 6 d. 4, 4
- | | |
|---|---|
| T | O |
| 2 | 9 |
- = 29
- | | |
|---|---|
| T | O |
| 3 | 6 |
- = 36
- | | |
|---|---|
| T | O |
| 4 | 4 |
- = 44

1	2	3	4	5	6	7	8	9	10
11	12	13	14	15	16	17	18	19	20
21	22	23	24	25	26	27	28	29	30
31	32	33	34	35	36	37	38	39	40
41	42	43	44	45	46	47	48	49	50

3. Twenty-three : 23 Twenty-six : 26
 Forty-two : 42 Forty : 40
 Thirty : 30, Forty-five : 45
 Twenty-nine : 29 Thirty-two : 32
 Forty-seven : 47 Forty-four : 44
 Thirty-six : 36 Twenty-two : 22

4. a. 24 b. 33 c. 41 d. 50



6. a. 19, 37, 42, 28, 31, 47, 22 b. 22, 35, 12, 7, 26, 50, 40
 c. 29, 43, 12, 21, 49, 27, 30

50	49	48	47	46	45	44	43	42	41
40	39	38	37	36	35	34	33	32	31
30	29	28	27	26	25	24	23	22	21
20	19	18	17	16	15	14	13	12	11
10	9	8	7	6	5	4	3	2	1

Exercise 5B

1. a. 24 b. 19 c. 28 d. 48
 2. a. 9 b. 21 c. 43 d. 26
 3. a. > b. < c. < d. >
 e. < f. > g. = h. =
 4. b. 40 c. 50 5. b. 8 c. 9

Exercise 5C

1. b. 7, 16, 27, 40 c. 23, 26, 41, 49 d. 14, 25, 36, 43
 e. 11, 27, 45, 49 f. 19, 22, 35, 40
 2. b. 41, 28, 17, 8 c. 47, 40, 36, 14 d. 44, 37, 26, 15
 e. 41, 36, 27, 23 f. 43, 37, 29, 24

Learning Logs

1. a.

T	O
3	2

 b.

T	O
4	1

 c.

T	O
2	3

 d.

T	O
4	6
2. a. Twenty-seven b. Thirty-two c. Forty-one
 d. Eighteen e. Thirty-four f. Twenty-six
 3. a. 19 b. 29 c. 38 d. 45 e. 47 f. 12
 4. a. 17 b. 42 c. 50 5. a. 17 b. 44 c. 35
 6. a. 9, 14, 32 b. 17, 38, 49 c. 12, 37, 40
 7. a. 50, 46, 22 b. 46, 35, 24 c. 39, 32, 25

Mental Maths

1. FORTY-FOUR 2. ELEVEN 3. TWENTY-TWO
 4. FIFTY 5. FORTY-ONE 6. FORTY-NINE
 7. THIRTY-SEVEN 8. SIXTEEN 9. TWENTY-SIX
 10. FORTY-EIGHT 11. FORTY-TWO 12. TEN

HOTS

1. 49 2. 25

Chapter 6: Numbers up to 100

Warm Up

1. Frooty 2. Dimpy
 3. Jumpy: Thirty-five, Dimpy: Thirty, Froggy: Forty, Frooty: Forty-five
 4. 30, 35, 40, 45 5. 2, 4, 6, 8, 10, 12, 14, 16, 18, 20, 22, 24, 26

Exercise 6A

1. a. Sixty b. Seventy c. Eighty d. Ninety e. Hundred
 2. a. 50 b. 60 c. 70 d. 80
 3. a. 6 b. 7 c. 8 d. 9 e. 10

F	I	F	S	I	X	T	W	T	H	T	N	E	H	E	T
I	S	I	N	I	N	E	T	E	N	W	I	I	T	I	W
F	E	F	T	E	N	R	T	S	I	E	N	G	Y	G	E
T	V	L	V	H	O	P	S	X	N	N	E	N	T	H	H
Y	N	M	U	T	T	E	W	S	S	T	H	I	R	T	Y
H	N	S	T	S	E	V	E	N	T	Y	R	N	H	Y	T
O	I	F	T	I	P	Q	S	T	A	B	C	E	I	F	H
B	T	I	W	X	F	O	U	R	F	I	D	T	I	I	R
F	F	O	R	T	Y	V	E	S	I	X	H	Y	S	F	T
S	Y	T	O	Y	S	E	V	E	N	T	I	X	I	T	Y



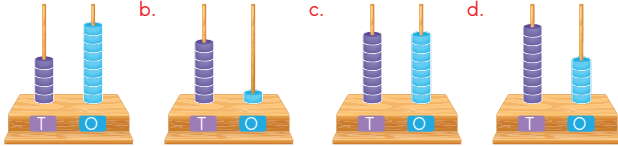
Exercise 6B

1. a. 66, Sixty-Six b. 55, Fifty-Five c. 89, Eighty-Nine
 2. a. 52, 54, 56, 58, 59 b. 61, 63, 66, 67, 69, 70
 c. 76, 77, 78, 80, 81, 82, 83

1	2	3	4	5	6	7	8	9	10
11	12	13	14	15	16	17	18	19	20
21	22	23	24	25	26	27	28	29	30
31	32	33	34	35	36	37	38	39	40
41	42	43	44	45	46	47	48	49	50
51	52	53	54	55	56	57	58	59	60
61	62	63	64	65	66	67	68	69	70
71	72	73	74	75	76	77	78	79	80
81	82	83	84	85	86	87	88	89	90
91	92	93	94	95	96	97	98	99	100

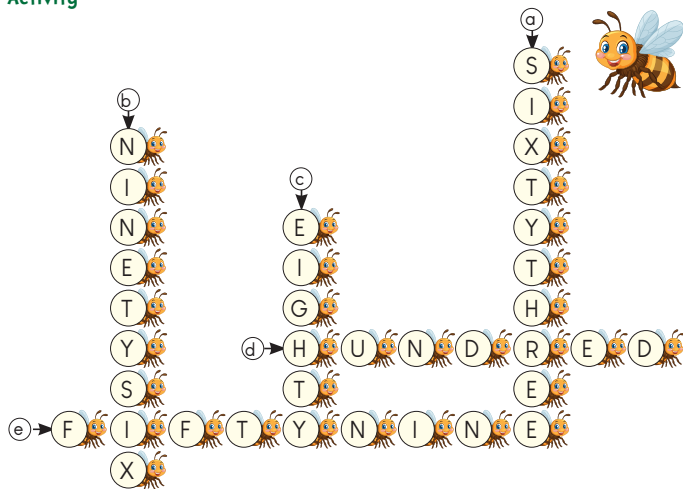
100	90	80	70	60
99	89	79	69	59
98	88	78	68	58
97	87	77	67	57
96	86	76	66	56
95	85	75	65	55
94	84	74	64	54
93	83	73	63	53
92	82	72	62	52
91	81	71	61	51

5. a. 73 b. 85 c. 99 d. 57
 6. a. b. c. d.



7. a. 44, 60, 77, 81, 78 b. 49, 62, 89, 37, 42 c. 63, 45, 67, 41, 57

Activity



Exercise 6C

1. b. 4 tens + 2 ones, 40, 2 c. 7 tens + 6 ones, 70, 6
 d. 8 tens + 5 ones, 80, 5 e. 6 tens + 8 ones, 60, 8
 2. b. 57 c. 70 d. 49 e. 52 f. 80
 3. 51 = 50 + 1, 44 = 40 + 4, 60 = 60 + 0, 29 = 20 + 9

Activity

2. c 3. a 4. c 5. b

Exercise 6D

1. a. 51 b. 68 c. 72 d. 99 e. 64
 f. 79 g. 99 h. 88

2. a. 40 b. 54 c. 16 d. 30 e. 78
 f. 97 g. 28 h. 66
 3. a. = b. = c. > d. < e. >
 f. > g. < h. > i. <
 4. a. 36, 49, 57, 68, 74 b. 32, 43, 60, 61, 83 c. 59, 65, 70, 81, 100
 5. a. 92, 81, 73, 67, 53 b. 91, 82, 70, 63, 59 c. 80, 73, 70, 65, 60

Exercise 6E

1. a. 21, 23, 25, 27 b. 8, 10, 12, 14, 16 c. 31, 33, 35, 37, 39
 2. a. 14, 17, 20, 23 b. 10, 13, 16, 19, 22 c. 26, 29, 32, 35, 38
 3. a. 30, 35, 40, 45, 50 b. 34, 39, 44, 49, 54 c. 57, 62, 67, 72, 77
 4. a. 50, 60, 70, 80, 90 b. 57, 67, 77, 87, 97 c. 41, 51, 61, 71, 81

Learning Logs

1. a. Seventy-three b. Forty-four c. Eighty-one
 d. Sixty-eight e. Sixty-four f. Seventy-seven
 2. a. 68 b. 99 c. 46 d. 72 e. 69 f. 29
 3. a. 50 + 3 b. 40 + 1 c. 60 + 7 d. 80 + 4
 4. a. 50 b. 73 c. 74 d. 95
 5. a. > b. < c. < d. > e. > f. =
 6. a. 42, 67, 81, 83, 89 b. 27, 64, 70, 78, 95 c. 32, 35, 40, 86, 91
 7. b. 3 tens + 8 ones → 38 → 30 + 8 c. 5 tens + 9 ones → 59 → 50 + 9
 d. 9 tens + 6 ones → 96 → 90 + 6 e. 8 tens + 3 ones → 83 → 80 + 3
 8. a. 24, 26, 28, 30 b. 35, 40, 45, 50 c. 45, 55, 65, 75 d. 40, 43, 46, 49

Mental Maths

1. > 2. < 3. < 4. > 5. >

Chapter 7: Addition and Subtraction up to 100

Warm Up

1. 7 + 5 = 12 2. 8 + 10 = 18 3. Aditya, 18 - 12 = 6 4. 11 - 4 = 7

Exercise 7A

1. a. 32 b. 36 c. 40 d. 31 e. 38 f. 68
 g. 70 h. 69 i. 73 j. 79 k. 88 l. 89
 m. 86 n. 91 o. 99
 2. a. 59 b. 78 c. 79 d. 68 e. 89
 3. a. 28, 20 + 4 + 4 = 28 b. 59, 50 + 3 + 6 = 59
 c. 79, 70 + 7 + 2 = 79 d. 29, 20 + 6 + 3 = 29

Exercise 7B

1. 50 2. 60 3. 80 4. 60 5. 70
 6. 60 7. 80 8. 70 9. 90 10. 80

Exercise 7C

1. a. $37 = \boxed{3} \text{ tens} + \boxed{7} \text{ ones}$
 $+ 42 = \boxed{4} \text{ tens} + \boxed{2} \text{ ones}$
 $\hline \boxed{79} = \boxed{7} \text{ tens} + \boxed{9} \text{ ones}$
 $37 + 42 = \boxed{79}$
 b. $64 = \boxed{6} \text{ tens} + \boxed{4} \text{ ones}$
 $+ 23 = \boxed{2} \text{ tens} + \boxed{3} \text{ ones}$
 $\hline \boxed{87} = \boxed{8} \text{ tens} + \boxed{7} \text{ ones}$
 $64 + 23 = \boxed{87}$
 c. $73 = \boxed{7} \text{ tens} + \boxed{3} \text{ ones}$
 $+ 15 = \boxed{1} \text{ tens} + \boxed{5} \text{ ones}$
 $\hline \boxed{88} = \boxed{8} \text{ tens} + \boxed{8} \text{ ones}$
 $73 + 15 = \boxed{88}$
 d. $53 = \boxed{5} \text{ tens} + \boxed{3} \text{ ones}$
 $+ 44 = \boxed{4} \text{ tens} + \boxed{4} \text{ ones}$
 $\hline \boxed{97} = \boxed{9} \text{ tens} + \boxed{7} \text{ ones}$
 $53 + 44 = \boxed{97}$
 2. a. 85 b. 91 c. 99 d. 85 e. 69
 f. 77 g. 89 h. 67 i. 39 j. 86
 k. 55 l. 99

Exercise 7D

1. 19 Marbles 2. 29 Fruits 3. 35 people 4. 67 Trees 5. 59 students
- | | |
|-----|---|
| T | O |
| 1 | 4 |
| + | 5 |
| 1 9 | |
- | | |
|-----|-----|
| T | O |
| 1 | 7 |
| + | 1 2 |
| 2 9 | |
- | | |
|-----|-----|
| T | O |
| 2 | 2 |
| + | 1 3 |
| 3 5 | |
- | | |
|-----|-----|
| T | O |
| 5 | 2 |
| + | 1 5 |
| 6 7 | |
- | | |
|-----|-----|
| T | O |
| 3 | 2 |
| + | 2 7 |
| 5 9 | |

Exercise 7E

1. a. 35 b. 41 c. 32 d. 32 e. 41 f. 41
 g. 50 h. 45 i. 82 j. 81 k. 91 l. 91
 2. 9 + 9 = 18 = 18 - 0, 10 + 2 = 12 = 15 - 3, 16 + 1 = 17 = 18 - 1, 11 + 3 = 14 = 16 - 2



Exercise 7F

1. 10 2. 20 3. 30 4. 40 5. 30 6. 40
7. 60 8. 10 9. 20 10. 20

Exercise 7G

1. a. $46 = \boxed{4} \text{ tens} + \boxed{6} \text{ ones}$
 $- 32 = \boxed{3} \text{ tens} + \boxed{2} \text{ ones}$
 $\hline \boxed{14} = \boxed{1} \text{ tens} + \boxed{4} \text{ ones}$
 $46 - 32 = \boxed{14}$
- b. $76 = \boxed{7} \text{ tens} + \boxed{6} \text{ ones}$
 $- 55 = \boxed{5} \text{ tens} + \boxed{5} \text{ ones}$
 $\hline \boxed{21} = \boxed{2} \text{ tens} + \boxed{1} \text{ ones}$
 $76 - 55 = \boxed{21}$
- c. $73 = \boxed{7} \text{ tens} + \boxed{3} \text{ ones}$
 $- 31 = \boxed{3} \text{ tens} + \boxed{1} \text{ ones}$
 $\hline \boxed{42} = \boxed{4} \text{ tens} + \boxed{2} \text{ ones}$
 $73 - 31 = \boxed{42}$
- d. $88 = \boxed{8} \text{ tens} + \boxed{8} \text{ ones}$
 $- 44 = \boxed{4} \text{ tens} + \boxed{4} \text{ ones}$
 $\hline \boxed{44} = \boxed{4} \text{ tens} + \boxed{4} \text{ ones}$
 $88 - 44 = \boxed{44}$
2. a. 32 b. 13 c. 21 d. 32 e. 54 f. 12
g. 33 h. 76 i. 44 j. 33

Exercise 7H

1. 21 birds 2. 13 tomatoes 3. 21 dolls 4. 26 pages 5. 42 books
- | | |
|---|---|
| T | O |
| 2 | 7 |
| - | 6 |
| 2 | 1 |
- | | |
|---|---|
| T | O |
| 1 | 8 |
| - | 5 |
| 1 | 3 |
- | | |
|---|----|
| T | O |
| 3 | 6 |
| - | 15 |
| 2 | 1 |
- | | |
|---|----|
| T | O |
| 9 | 8 |
| - | 72 |
| 2 | 6 |
- | | |
|---|----|
| T | O |
| 7 | 2 |
| - | 30 |
| 4 | 2 |

Exercise 7I

2. Subtract, 12 toy-birds 3. Add, 69 runs
4. Subtract, 24 pens 5. Add, 98 roses

Learning Logs

1. a. 27 b. 12 c. 19 d. 51 e. 29 f. 40
g. 10 h. 80 i. 30 j. 97 k. 59 l. 12
m. 58 n. 24 o. 99
2. 32 eggs 3. 76 balls

Mental Maths

1. $25 + 10 = 35$, $35 + 10 = 45$, $45 + 10 = 55$, $55 + 10 = 65$,
 $65 + 10 = 75$, $75 + 10 = 85$, $85 + 10 = 95$
2. $75 - 10 = 65$, $65 - 10 = 55$, $55 - 10 = 45$, $35 - 10 = 25$,
 $25 - 10 = 15$, $15 - 10 = 5$




HOTS

1. 21 picture cards 2. 6

Fun Activity

1. 63 94 35 17 38 2. 44 19 80 44 19
L O T U S G A N G A
3. 63 55 94 80
L I O N

Model Test Paper 1






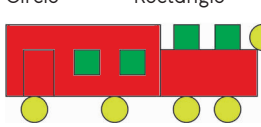
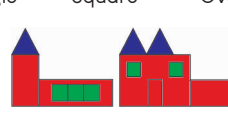
1. b 2. c 3. a 4. a 5. b
6. a.  b.  c. 
7. a. 23 b. 31 8. a. 29, 30, 31, 32 b. 75, 76, 77, 78
9. a. 60, 59, 58, 57 b. 92, 91, 90, 89
10. a. $60 + 8$ b. $80 + 6$ c. $70 + 3$ d. $40 + 4$ 11. a. > b. >
12. a. 8, 21, 55, 68, 75, 82 b. 24, 27, 55, 66, 90, 98
13. a. 60, 56, 40, 38, 28, 19 b. 95, 86, 71, 62, 59, 18
14. a. 65 b. 49 c. 73 d. 96 e. 82 f. 51
15. a. 79 b. 92 c. 53 d. 96
16. a. 37 b. 95 c. 42 d. 87 e. 30
17. a. 48 students b. 31

Chapter 8: Shapes and Patterns

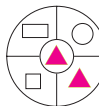
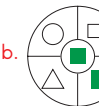


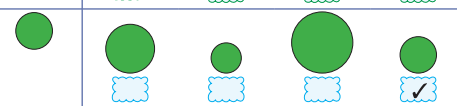

Warm Up

1. a. iii b. v c. ii d. i e. iv
2. Do it yourself, $\triangle = 27$, $\bigcirc = 11$, $\square = 6$, $\bigcirc = 17$, $\square = 15$
















Exercise 8B

1. a.  b.  c.  d.  e. 
Circle Rectangle Triangle Square Oval
2. a.  b. 
3. a. Square b. Rectangle c. Circle d. Triangle e. Oval

Exercise 8C

1. a.  b.  c. 
2. a. 
- b. 
- c. 













Exercise 8D

1. a.  
b.  
c.  
d.  
e.  
2.     
Sphere Cuboid Cone Cylinder Cube

Exercise 8E

1.  X  X  ✓  ✓  X  ✓  X  ✓
2.  ✓  ✓  ✓  ✓




Exercise 8F

1. BBA 2.    3.   
4.   
5.   

Learning Logs

1.   
Square (Straight) Triangle (Straight) Oval (Curved)




2. a. Slide b. Roll c. Both
3. a.  b.  c. 
- d. P Q R e. \times \div $+$

Mental Maths

1. a.  b.  c.  2. d

HOTS



Chapter 9: Multiplication

Warm Up

1. 4 2. 2 3. 8

Exercise 9A

2. a. i. 2 ii. 5 iii. 10 b. i. 4 ii. 4 iii. 16
3. a. i. 3 ii. 3 iii. 9 b. i. 4 ii. 3 iii. 12

Exercise 9B

1. $6 + 6 + 6 = 18$ pencils; 3 groups of 6 = 18
2. $Z + Z + Z + Z = 28$ cups; 4 groups of Z = 28
3. $3 + 3 + 3 + 3 = 12$ apples; 4 groups of 3 = 12
4. $4 + 4 + 4 = 12$ monkeys; 3 groups of 4 = 12

Exercise 9C

1. b. $4 + 4 + 4 + 4 = 16$, 4 times 4 = 16 c. $5 + 5 + 5 = 15$, 3 times 5 = 15
2. b. $2 + 2 + 2 + 2 = 8$, $4 \times 2 = 8$, 4 times 2 = 8
- c. $3 + 3 + 3 + 3 = 12$, $4 \times 3 = 12$, 4 times 3 = 12
- d. $2 + 2 + 2 + 2 + 2 + 2 + 2 = 14$, $7 \times 2 = 14$, 7 times 2 = 14
- e. $4 + 4 + 4 = 12$, $3 \times 4 = 12$, 3 times 4 = 12
- f. $5 + 5 + 5 + 5 + 5 = 25$, $5 \times 5 = 25$, 5 times 5 = 25

Exercise 9D

1. 3 2. 4 3. 6 4. 4 5. 10 6. 9
7. 7 8. 3 9. 2 10. 12 11. 5 12. 5

Learning Logs

1. $2 + 2 + 2 = 6$ toys 2. $3 + 3 + 3 + 3 = 12$ balloons
3. a. 5×5 b. 4×4 c. 3×2 d. 5×3
4. a. 32 b. 30 c. 28 d. 6 e. 18 f. 24
- g. 12 h. 35 i. 12 j. 10 k. 18 l. 15

Mental Maths



HOTS

Yes, frog will catch the insect.

Chapter 10: Measurement

Warm Up

The heavier one.



The smaller one.



The smaller one.



The biggest one.



The taller one.



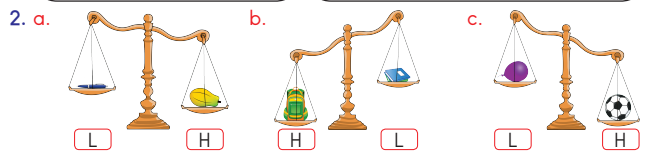

Exercise 10A



Exercise 10B

1. a. 5 erasers b. 10 erasers c. 8 erasers d. 6 erasers
- i. Painting brush ii. Toothbrush
2. a. Notebook: 5 crayons b. Cup: 2 crayons
- c. Ice cream: 4 crayons d. Balloon: 7 crayons
- i. Balloon ii. Cup
3. Do it yourself.

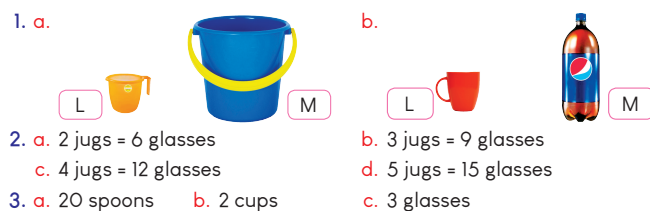
Exercise 10C



Exercise 10D

1. 1 papaya = 7 oranges, 2. 6 books = 1 school bag
3. 2 dolls = 3 pencils boxes 4. 1 water bottle = 5 dusters

Exercise 10E



Learning Logs

1. a. 2 erasers b. 3 erasers 2. a. 6 apples b. 4 balls
3. a. 8 bowls b. 12 bowls

Mental Maths

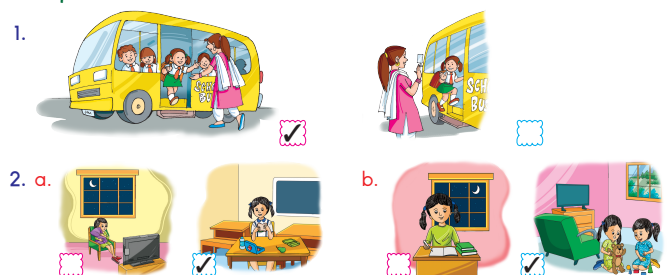
Anu's Pencil is longer.

HOTS

12 glasses

Chapter 11: Time

Warm Up



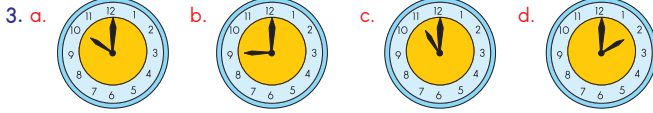
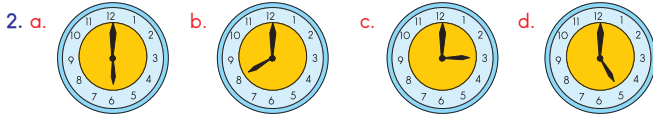
Exercise 11A





Exercise 11B

1. b. 8 o'clock, 8:00 c. 10 o'clock, 10:00 d. 2 o'clock, 2:00



4. Two 5. 24 hours

Exercise 11C

1. More than 1 minute: b, c Less than 1 minute: a, d
2. More than 1 hour: a, b Less than 1 hour: c, d

Exercise 11D

1. a. Tuesday b. Friday c. Sunday d. Thursday
 e. Tuesday f. Saturday
2. a. seven b. third c. first d. Thursday
 e. Sunday f. Saturday, Monday g. Wednesday, Friday

Exercise 11E

1. a. January b. July c. September d. November
2. a. March, April b. March, June, July
 c. October, November, December d. June, July, September, October

Exercise 11F

1. Very hot and sweaty (Answer way vary)
2. Warm milk, hot parathas, Gajar halwa etc. (Answer way vary)
3. Umbrella

Learning Logs

1. a. 7:00 b. 10:00 c. 3:00
2. a. b. c.

4. a. April b. ninth c. July d. 365
5. a. Monday comes before Tuesday.
 b. Saturday comes after Friday.
 c. Tuesday comes after Monday.
 d. Thursday is between Wednesday and Friday.
 e. Sunday is the last day of the week.

HOTS

1. New year : January 2. Holi : March
3. Teacher's day : September 4. Christmas : December

Chapter 12: Money

Warm Up

1. ₹60 2. ₹30 3. ₹80 4. Toy car
5. Ball 6. Ball, Bat, Toy Car

Exercise 12A

1. a. ₹26 b. ₹43
2. a. 12; 12 b. 20, 25, 30; 30 c. 20, 30, 40, 50; 50
3. a. ₹17 b. ₹12

Exercise 12B

1. ₹80 2. ₹25 3. ₹67 4. ₹ 58

Learning Logs

1. a. ₹20 b. ₹10 c. ₹4 d. ₹30
2. b.



3. ₹85 4. ₹10

Mental Maths

1. a. > b. < c. = 2. a. - ii b. - iii c. - i

HOTS

1. a, b 2. b, c 3. a, b 4. a, c

Chapter 13: Data Handling

Warm Up



2. Natural things: Sun, clouds, birds
Man-made Things: Kites, balloons, aeroplanes

Exercise 13A

1.	Toy	Doll	Toy car	Teddy bear	Toy train
	Number	7	5	5	3

a. 7 b. 5 c. 5 d. Doll e. Toy train
f. Toy vehicles: Toy train, toy cars Soft Toys: Dolls, Teddy bears, etc.

2.	Kites					
	Number	2	3	4	4	3

- a. Blue and violet b. Red c. Blue, violet; pink, green

Learning Logs

1. 4 2. 5 3. 7 4. 22 5. Bears
6. Crocodile 7. 4

HOTS

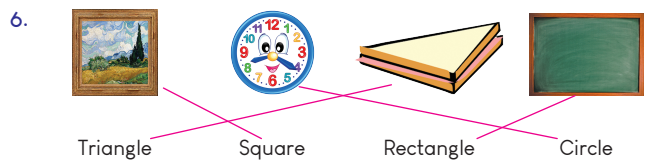
- 8

Fun Activity

1. 4 2. A, P, L, Y 3. 7 4. 28 5. 6
6. Y 7. 5 8. 10 9. Play

Model Test Paper 2

1. b 2. b 3. b 4. c 5. c



7. a. b.
8. a. Toothbrush b. Watermelon c. Bucket
9. 3, 4, 4 + 4 + 4 = 12, 3 × 4 = 12
10. a. 35 b. 40 c. 40 d. 27 e. 25 f. 14
11. a. 3 o'clock, 3:00 b. 11 o'clock, 11:00
 c. 1 o'clock, 1:00 d. 7 o'clock, 7:00
12. a. 15 b. 6 c. 40 d. 100

13.	Kites					
	Number	4	2	6	5	3

- a. Pink b. Blue c. 6

