

1. Computer—A Smart Machine



Keeping the records of bank accounts and customers.

ASSESS YOURSELF

1. a. (iii) b. (i) c. (iii) d. (iii)
2. a. Desk b. Battery c. Tablet d. Money e. Results
3. a. F b. T c. F d. T
4. a. Supercomputers b. Shops and malls c. Laptop
d. In Science and defence
5. a. At home computers are used for online shopping and searching information on the Internet.
b. We use computers in hospitals for maintaining records of patients, preparing all kinds of medical tests and finding the cause of disease.
6. a. (i) S (ii) T (iii) L (iv) D (v) SC
b. Airport



{CODING ZONE}


=

Coding Zone


[]

Do it yourself.

2. Operating a Computer



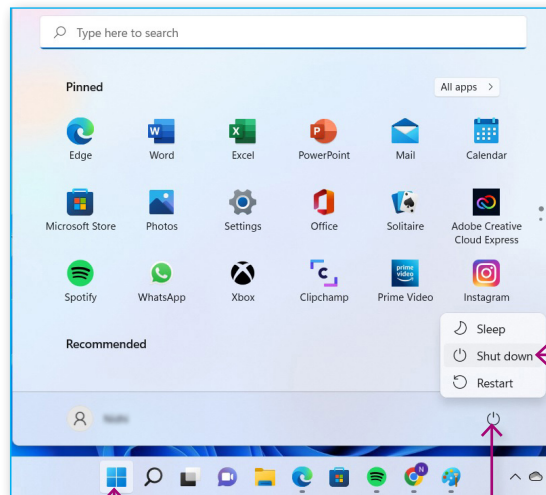
Title bar



1. Keyboard 2. Mouse

ASSESS YOURSELF

- | | | | | |
|---------------|--------------|----------|------------|----------|
| 1. a. (ii) | b. (i) | c. (iv) | d. (i) | e. (iii) |
| 2. a. Desktop | b. Icons | c. Close | d. Result | e. Input |
| 3. a. F | b. T | c. F | d. F | |
| 4. a. Taskbar | b. Title bar | c. Paint | d. WordPad | |
| 5. | | | | |



1 Click on the **Start** button.

2 Click on the **Power** option.

3 Select **Shut down** option.



6.



7. a. The Taskbar contains the Start menu and a set of fixed icons. It also shows the running programs as icons when minimized.
b. A CPU is the processing device of a computer. Processing device usually works on the input.
8. a. To open the Paint program, follow the given steps:
Step 1: Click on the Search.
Step 2: Type Paint in the Search Box.
Step 3: Select Paint from the list.
b. These are called input, process and output devices.



{CODING ZONE}

=

Coding Zone

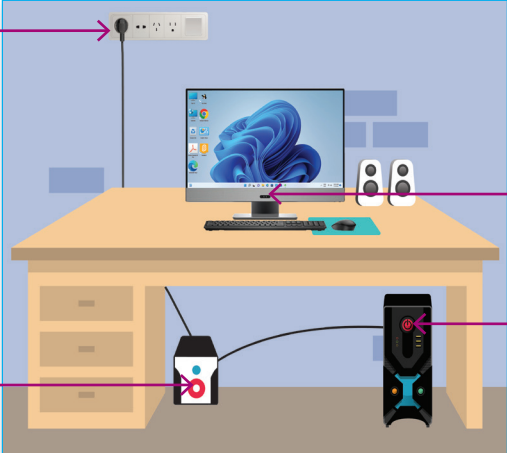
[]

Coding Zone

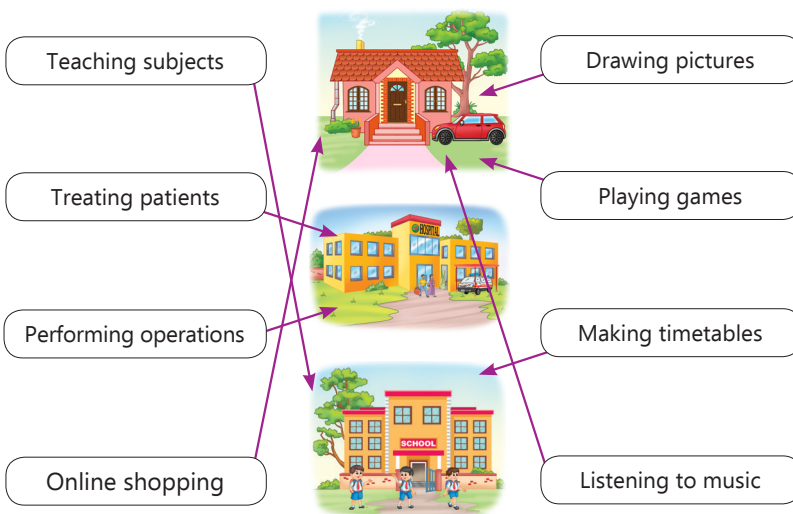
1. Small Shapes- 6
Big Shapes- 3
2. a. 3958 b. 263

Periodic Assessment-1


(Based on chapters 1 & 2)

1. **1** Switch on the **power** button.
- 2** Switch on the **UPS**.
- 3** Switch on the power button of the **CPU**.
- 4** Switch on the **monitor**.
- 

2.



3. Using a Mouse and a Keyboard



Keys

ASSESS YOURSELF


1. a. (iii) b. (iii) c. (iii) d. (ii)
2. a. Spacebar b. Gaming c. Shift d. Backspace
3. a. T b. F c. F d. F
4. a Spacebar b. Capital Letters c. Two d. Clicking
5. a. @ b. & c. ^
6. a. Following mouse can be used:
 - Play a game: Gaming Mouse
 - Work on school projects: Optical Mouse
 - Move around without a wire: Wireless Mouse
- b. Backspace Key





Do it yourself.

4. Typing in WordPad



Clipboard, Font, Paragraph, Insert, Editing

ASSESS YOURSELF

1. a. (ii) b. (iii) c. (iv) d. (i)
2. a. Search b. Cursor c. Ribbon d. attractive
3. a. (ii) b. (iii) c. (iv) d. (i)
4. a. This command is used to underline the text.
b. This command is used to change the font style of the text.
c. This command is used to change the font size of the text.
d. This command is used to change the colour of the text.
5. a. The Title Bar displays the name of the program or document.
b. Typing text allows us to write letters, notes, stories, and other information on the computer using the keyboard.
c. You can start a new line by pressing the Enter key on the keyboard.
6. a. She should use the Bold option and increase the Font Size from the Font group under the Home tab.
b. He will use the Number keys on the keyboard.





	999	
100	2	10
	99	

INPUT	OUTPUT
Largest 3 digit Numbers	999
Smallest 3 Digit Number	100
The Largest 2-digit number	99
The smallest 2-digit number	10

Periodic Assessment-2

(Based on chapters 3 & 4)

- Scroll
 - Double-Click
 - Right-Click
- (ii)
 - (iii)
 - (i)
 - (iv)
- T
 - F
 - F
 - T

Test Sheet-1

(Based on chapters 1 to 4)

- (i)
 - (i)
 - (iii)
 - (ii)
- F
 - T
 - T
- Computers are used to prepare and print bills in shops and malls.
 - Laptop can fit in our laps and be carried easily.
 - Paint allows you to draw and color pictures.
 - Spacebar is the longest on the keyboard.
- Computers are used in hospitals to maintain patient records, prepare medical reports, check body conditions using machines, and help doctors in surgeries and treatments. They are also used to manage hospital staff and Computers are used in hospitals to maintain patient records, prepare medical reports, check body conditions using machines, and help doctors in surgeries and treatments. They are also used to manage hospital staff and medicines.



- b. The Taskbar is located at the bottom of the desktop. It shows the Start button, currently running programs, and the system clock. It helps you switch between open applications quickly.
- c. You can start a new line in WordPad by pressing the Enter key on the keyboard.

5. More on Paint

ASSESS YOURSELF

1. a. (iii) b. (iii) c. (i) d. (ii)
2. a. Text b. File c. Brushes
3. a. T b. F c. T
4. a. Text Tool b. File c. Magnifier Tool
5. a. Follow the given steps:
 - Step 1:** Click on the Text Tool from the Tools group.
 - Step 2:** Click and drag in the drawing area to create a text box.
 - Step 3:** Start typing your text inside the box.
 - Step 4:** Use the Font group to change the font style, size, and color.
- b. Follow the given steps:
 - Step 1:** Click on the Brushes option.
 - Step 2:** Select the Airbrush from the drop-down list.
 - Step 3:** Choose a color from the Colors group.
 - Step 4:** Click and drag the mouse in the drawing area to spray color.
- c. Follow the given steps:
 - Step 1:** Click on the File menu.
 - Step 2:** Select the Open option.
 - Step 3:** Browse and select the file you want to open.
 - Step 4:** Click Open to view the drawing.
6. a. You should use the Text Tool.
- b. She should use the Magnifier Tool.



{CODING ZONE}

=


Coding Zone

[]


Coding Zone

Do it Yourself.

6. More on Tux Paint



1. Toolbox
2. Drawing Canvas
3. Selector
4. Color Palette



Fill tool

ASSESS YOURSELF

1. a. (ii) b. (ii) c. (ii)
2. a and c are incorrect match.
3. a. TUX PAINT b. TEXT TOOL c. STAMP d. DRAWING CANVAS
4. a. Click on the "Text" tool from the toolbar.
b. Follow the given steps:
Step 1: Click on the "Magic" tool.
Step 2: Choose the "Fill" effect from the list.
Step 3: Select a color from the color palette.
Step 4: Click inside the area you want to fill with color.
- c. Follow the given steps:
Step 1: Click on the "Open" tool.
Step 2: Browse and select the saved drawing from the list.
Step 3: Click on the drawing to open it.
Step 4: Click the "Open" button again to view and edit the drawing.
5. a. He should use the Text tool to type the name of the flower in his drawing.
b. You should use the Eraser tool to remove the extra parts of the rays.





1. BRUSH

2. LINE

3. SHAPE


4. STAMP

Periodic Assessment-3

(Based on chapters 5 & 6)

- | | | | | |
|-------------------|-------------------|--------------|----------------|--------|
| 1. a. (iii) | b. (v) | c. (iv) | d. (ii) | e. (i) |
| 2. a. Eraser Tool | b. Magnifier Tool | c. Text Tool | d. Pencil Tool | |

7. Reasoning and Analysis




- | | |
|------|------|
| 1. b | 2. a |
|------|------|

ASSESS YOURSELF

- | | |
|------------------------------------------------------------------------------------|----------|
| 1. a. (i) | b. (iii) |
| 2. a. T | b. F |
| 3. a. Decoding is the process of converting a hidden message to a meaningful text. | |
| b. RAC | |

8. More about ScratchJr



- | | |
|---------------|---------|
| 1. Turn Right | 2. Grow |
|---------------|---------|

ASSESS YOURSELF

1. a. (iii) b. (iii)
2. a. Jigsaw b. Script c. Appearance d. Anti-clockwise
3. a. Say Block – It makes the character say something on the screen.
b. Start on Green Flag Block – It begins the script when the green flag is tapped.
c. Repeat Block – It repeats the blocks inside it a specified number of times.
d. Turn Left Block – It rotates the character in an anti-clockwise direction.
4. a. Blocks in ScratchJr are coding instructions used to control the actions of characters. They are connected like puzzle pieces to form scripts.
b. The Start on Green Flag block is used to begin the script when the green flag is tapped. It is placed at the beginning of the script.
c. Motion blocks are used to move the characters on the stage.
d. Three Looks Blocks are as follows:
 - Say Block – It shows a specified message in speech bubble. .
 - Hide Block – It fades out the character until it is invisible.
 - Show Block – It fades in the character until it is visible.
5. a. Wait block
b. Motion blocks: Move Right, Move Up.



{CODING ZONE}

=


Coding Zone

}

Coding Zone



9. Importance of AI



Yes

ASSESS YOURSELF

- (iii)
 - (i)
 - Grading
 - Exoplanets
 - Entertainment
 - Robotic
 - AI reduces the repetitive tasks that are otherwise performed by humans.
 - AI helps teachers with the automated grading system, checking multiple-choice questions and fill in blank testing.
 - AI models are used to detect exoplanets or planets outside our solar system.
 - Robot 1.
 - If the TidyBot could talk, it would say the following statements:
 - "Don't worry, toys! I'm just giving you a cozy spot on the shelf!"
 - "Time to sweep the crumbs! Who's been having a cookie party without me?"
 - If The TidyBot had a special power, like the ability to talk to animals, it might tell the cat, "No jumping on the table! Let's keep it nice and clean".
- Robot 2.
- Do it yourself.
 - I think The BuddyBot would feel happy and proud when helping me! It might say, "Yay! Another task done! High-five, friend!" because it loves being helpful and spending time with me.



{CODING ZONE}

=

Coding Zone

}

Coding Zone

-  ☐,  ☐,  ☒,  ☐

- Car

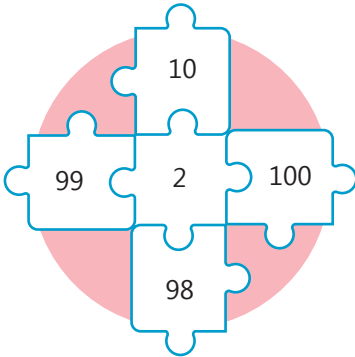
-  ,  ,  ,   ,  ,   



Periodic Assessment–4

(Based on chapters 7 to 9)

1.



2. a. Move Right b. Turn Left c. Shrink d. Reset Size
e. Wait f. Stop
3. Health Care and Business

Test Sheet–2

(Based on chapters 5 to 9)

1. a. (ii) b. (iii) c. (i) d. (ii)

2. a. Decision b. Magnifier

3. a. Pop block plays a pop sound.
b. To close Tux Paint, follow these steps:

Step 1: Click on the Quit tool.

Step 2: Click on Yes, I'm done! Option.

If you haven't saved the drawing before quitting, you will be asked to save the drawing before quitting.

Click on No, don't bother saving! to quit the Tux Paint program without saving your picture.

Step 3: Click on the Yes, save it! option to save the drawing.

- c. Pop block plays a pop sound.

4. a. Two components of the WordPad window are Ribbon and title bar.
b. The Text tool is used to add text to the Drawing Canvas.
c. Follow these steps to draw a freehand drawing:

Step 1: Select the Brushes tool option.

Step 2: Select a brush of your choice.

Step 3: Set the size of the brush.

Step 4: Select any colour of your choice.

Step 5: Click the left mouse button and drag the mouse to draw different shapes.

