

Worksheet

Name:

Roll No: Class: Section:

Date:





INTRODUCTION TO SCRATCH

Chapter-6

A. Tick (✓) the correct option.

1. Which of these are Pink colored blocks?
 - a. Motion blocks ☐
 - b. Sound blocks ☐
 - c. Control blocks ☐
2. Which of the following is Scratch project extension?
 - a. pptx ☐
 - b. docx ☐
 - c. sb2 ☐
3. Grow button is used to make the sprite in size.
 - a. invisible ☐
 - b. smaller ☐
 - c. bigger ☐

B. Match the following.

- | | |
|--|--|
| 1.  | a. Turns the sprite at a specified degree |
| 2.  | b. Let the sprite play a sound. |
| 3.  | c. Moves the Sprite 10 step forward. |
| 4.  | d. Pauses the script for the specified time. |

C. Fill in the blanks using the hints given below:

Hints: brown, stop, blocks, stage, backdrop

1. A is a background of the stage.
2. The area shows the output of the program.
3. Events blocks are colour-coded blocks.
4. button is used to stop project.
5. The are arranged in different categories.