

Name: \_\_\_\_\_

Roll No: \_\_\_\_\_

Class: \_\_\_\_\_ Section: \_\_\_\_\_ Date: \_\_\_\_\_

## FORMATTING IN WORD 2019

### A. Tick (✓) the correct option.

- In which group, the alignment options are found?
 

a. Paragraph	<input type="checkbox"/>	b. Clipboard	<input type="checkbox"/>	c. Font	<input type="checkbox"/>
--------------	--------------------------	--------------	--------------------------	---------	--------------------------
- Which of these is not a font style available in Word 2016?
 






a. Italics	<input type="checkbox"/>	b. Grow font	<input type="checkbox"/>	c. Bold	<input type="checkbox"/>
------------	--------------------------	--------------	--------------------------	---------	--------------------------
- Which of these refers to change in the appearance of the text?
 

a. Setting	<input type="checkbox"/>	b. Formatting	<input type="checkbox"/>	c. Style	<input type="checkbox"/>
------------	--------------------------	---------------	--------------------------	----------	--------------------------

### B. Write 'T' for true and 'F' for false.

- The text highlight color option lies in Home tab. ....
- We can align a paragraph in four alignment options. ....
- In a bulleted list, each item has a sequential number in front of it. ....
- Bold means a line under the text. ....

### C. Match the following columns:

- |  |                 |
|--|-----------------|
| 1.  | a. Bold         |
| 2.  | b. Underline    |
| 3.  | c. Center Align |
| 4.  | d. Left Align   |
| 5.  | e. Italics      |