

Name: _____

Roll No: _____

Class: _____ Section: _____ Date: _____

CREATING SHAPES IN SCRATCH

A. Match the following Pen blocks to their uses:

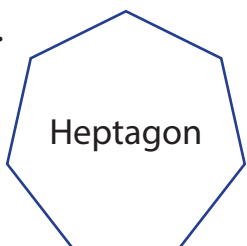
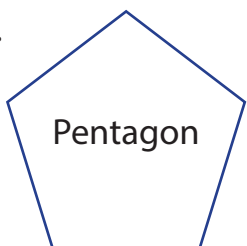
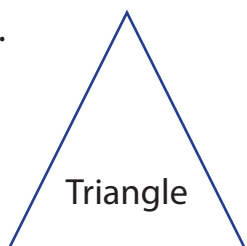
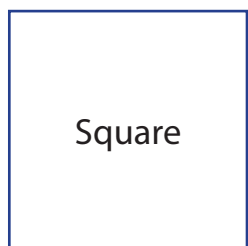
- | | |
|----------------------|----------------------------------|
| 1. Change pen colour | a. Block puts the pen up. |
| 2. Stamp | b. Block sets the pen colour. |
| 3. Set pen color | c. Block creates a duplicate. |
| 4. Pen up | d. Block changes the pen colour. |

B. Fill in the blanks using the hints given below:

Hints: pen, shapes, erase all, repeat, polygon

- block deletes everything drawn on the stage.
- Pen blocks are used to draw in Scratch.
- blocks are green in colour.
- are 2d shapes closed by straight lines.
- blocks will be used to draw a square.

C. Count and write the number of sides and degree of turn for the given shapes.

- | | | | |
|--|--|---|--|
| 1. 
Heptagon | 2. 
Pentagon | 3. 
Triangle | 4. 
Square |
| Sides | Sides | Sides | Sides |
| Degree | Degree | Degree | Degree |