




Name: _____

Roll No: _____

Class: _____ Section: _____ Date: _____

PHOTO EDITOR & VIDEO EDITOR

A. Tick (✓) the correct option.




- Which are pre-designed special effects which you can directly apply to your video?
 - 3D effects ☐
 - Trimming ☐
 - Adjustments ☐
- Which option is used to add/remove some content in an existing video or apply some effects to the video?
 - Cropping ☐
 - Video editing ☐
 - Rotate ☐
- Which option is used to mark images for highlighting the points of concern?
 -  ☐
 -  ☐
 -  ☐

B. Fill in the blanks using the hints given below:

Hints: Crop handles, Mirror image, Timeline Toolbar, Photos app

- allows you to apply different types of effects on your photos and videos.
- With the help of, you can crop a portion of a photo.
- Flipping means getting the of the photo either horizontally or vertically.
- contains buttons used for snapping, inserting markers, and jumping between markers.

C. Identify and name the following:

- 
- 
- 
- 