

Name: _____

Roll No: _____

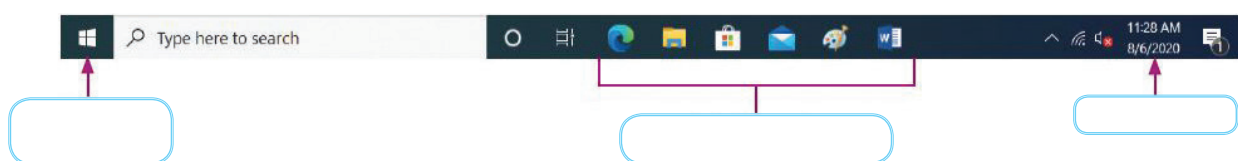
Class: _____ Section: _____ Date: _____

Chapter-1

CLASS 4

MORE ON WINDOWS 10

A. Label the taskbar.



B. Tick (✓) the correct option.

1. Which of these helps to quickly open files or folders by double-clicking them?

a. Taskbar

☐

b. Icons

☐

c. Gadgets

☐

d. Clock

☐

2. Which of these helps to manage the various currently active programs?

a. Screen saver

☐

b. Gadget

☐

c. Taskbar

☐

d. Icons

☐

3. You can change the position of the

a. clock

☐

b. taskbar

☐

c. start button

☐

d. quick launch bar

☐

C. Write 'T' for true and 'F' for false.

1. Date and time is available on the right side of the taskbar.

.....

2. You can create our own desktop background.

.....

3. Windows 10 does not have any inbuilt wallpapers.

.....

4. You can delete the 'Computer' icon by double-clicking on it.

.....

Name: _____
Roll No: _____
Class: _____ Section: _____ Date: _____

MORE ON WINDOWS 10

A. Match the following:

1. Windows

a.



2. Start button

b.



3. This PC

c.



4. Clock

d.



B. Guess who am I?

1. I am used to colour the window's border, title bar, etc.

.....

2. I am used as the background of the icons.

.....

3. I am used to get quick access to any open program.

.....

4. I am known as the gateway to windows and its programs.

.....

C. Answer the following questions:

1. Write the names of any two components of Windows 10 desktop.

.....

2. What is icon?

.....

3. What is Quick launch bar?

.....

Name: _____

Roll No: _____

Class: _____ Section: _____ Date: _____

GRAPHICS IN WORD
A. Tick (✓) the correct option.

1. Which command is used to insert symbols?

a. Symbol

☐

b. Picture

☐

c. Font

☐

d. None of these

☐

2. Under which group, ClipArt command is present?

a. ClipArt

☐

b. Illustrations

☐

c. Text

☐

d. Font

☐

3. Shapes command is used to insert

a. Styles

☐

b. Symbols

☐

c. Shapes

☐

d. Pictures

☐
B. Fill in the blanks using the hints given below:
Hints: format, insert, shapes, symbols

1. Bevel adds thickness and rounded edges to

2. To draw a shape in Word, click on the tab.

3. are punctuations or special characters generally not found on the keyboard.

4. Shape Fill command is present in the tab.

C. Write 'T' for true and 'F' for false.

1. Text can also be added in a shape in Word 2016.

.....

2. The two basic types of graphics are drawing objects and pictures.

.....

3. Word does not provide shape effects.

.....

4. We can change the colour of a shape.

.....



Name: _____

Roll No: _____

Class: _____ Section: _____ Date: _____

Chapter-2





CLASS 4

GRAPHICS IN WORD

A. Write the name of the command to insert the following:

1. Rectangle shape
.....
2. Decorative text
.....
3. Saved picture
.....
4. Symbol
.....

B. Match the following:

- | | |
|--|------------|
| 1.  | a. Shapes |
| 2.  | b. Symbols |
| 3.  | c. Picture |
| 4.  | d. ClipArt |

C. Number the given steps in the correct order to give a 3-D Rotation to a shape.

- ☐ Click on Shape Effects command.
- ☐ Select the desired rotation effect.
- ☐ Click on Shape Effects command.
- ☐ Click on the Format tab.
- ☐ Place the mouse over 3-D Rotation option from the menu.
- ☐ Select the shape.

Name: _____

Roll No: _____

Class: _____ Section: _____ Date: _____

Chapter-3

CLASS 4

TABLES IN WORD

A. Tick (✓) the correct option.

1. Tables group is present in the which tab?

a. Insert

☐

b. Symbols

☐

c. Layout

☐

d. All of the above

☐

2. Splitting refers to two or more cells.

a. combining

☐

b. dividing

☐

c. deleting

☐

d. resizing

☐

3. The intersection of a row and column is called

a. Border

☐

b. Table

☐

c. Cell

☐

d. None of these

☐

4. Which of the following commands is used to add shading to the cells?

a. Border

☐

b. Shading

☐

c. Table styles

☐

d. None of these

☐

B. Write 'T' for true and 'F' for false.

1. Press Shift + Del keys to move the selected rows/columns.

2. Move Table Handle is used to move a table to another location.

3. Aligning refers to combining of two or more cell into two or more cells.

4. We cannot apply the border to a cell in a table.

C. Fill in the blanks.

1. A can be useful in enhancing your document.

2. The command is used to merge the cells.

3. a table means to increase and decrease the size of a table.

4. With feature, you can format an entire table quickly.

Name: _____
 Roll No: _____
 Class: _____ Section: _____ Date: _____

TABLES IN WORD

A. What are these icons used for in Word 2016?

1. 
2. 
3. 
4. 
5. 

B. Read the given clues and answer the following:

1. It is horizontal arrangement of cells in a table.

2. It is an arrangement of text in the form of columns and rows.

3. It refers to combining of two or more cells into one cell.

4. It enhances the look and feel of the table.

5. It refers to dividing one cell into two or more cells.

C. Number the steps to delete a column from a table.

- ☐ Click on the Layout tab.
- ☐ Select the column which you want to delete.
- ☐ From the drop-down list, choose Delete Columns option.
- ☐ Click on the Delete command.

Name: _____

Roll No: _____

Class: _____ Section: _____ Date: _____

Chapter-4

CLASS 4

INTRODUCTION TO POWERPOINT 2016

A. Tick (✓) the correct option.

- To start PowerPoint, click on the start button on the
 a. Title bar ☐ b. Status bar ☐ c. Task bar ☐
- Which of these displays the slides as thumbnails?
 a. Outline pane ☐ b. Slide pane ☐ c. Work area ☐
- Which of these is a presentation making software?
 a. PowerPoint ☐ b. Paint ☐ c. MS Word ☐
- Which of these contains the frequently used commands?
 a. Ribbon ☐ b. Tab ☐ c. Quick Access Toolbar ☐
- Which of these shows a thumbnail version of each slide?
 a. Slides pane ☐ b. Outline pane ☐ c. File Tab ☐

B. Write 'T' for true and 'F' for false.

- PowerPoint is a software used for creating presentations.
- PowerPoint is opened with a blank presentation.
- A placeholder is a page in a presentation.
- Slide Show view is the full screen view of presentation.

C. Fill in the blanks using the hints given below:

Hints: slide, Office, presentation, title bar, status bar

- PowerPoint is a part of the package.
- is located at the top of the PowerPoint window.
- A single page of a presentation is called a
- A is a collection of slides.
- The shows information about the slides.

Name: _____

Roll No: _____

Class: _____ Section: _____ Date: _____

INTRODUCTION TO POWERPOINT 2016

A. Number the steps to save a presentation in correct order.

- ☐ Click on Save. PowerPoint saves the presentation and the new file name appears on the title bar.
- ☐ Navigate to the folder or location in which you want to save the file.
- ☐ Click on File tab. Backstage view will appear.
- ☐ Click on the File name text box and type a name for the file.
- ☐ Click on the Save or Save As button.

B. Write 'T' for true and 'F' for false.

1. The shortcut to insert a new slide is Ctrl + N key combination.
2. PowerPoint is a software used for creating presentations.
3. A slide is not a page in a presentation.
4. Slide Show view is the full screen view of a presentation.

C. Guess who am I?

1. The shortcut key is pressed to insert a new slide.
2. Series of slides shown on the single page.
3. A page in Power Point.

Name: _____

Roll No: _____

Class: _____ Section: _____ Date: _____

Chapter-5

CLASS 4

MORE ON INTERNET

A. Tick (✓) the correct option.

1. Chrome Web Browser belongs to which of these companies?

a. Google

☐

b. Microsoft

☐

c. Mosaic

☐

d. Apple

☐

2. Buying goods online is called online

a. payment

☐

b. shopping

☐

c. chatting

☐

d. came

☐

3. Which of the following is not an ISP?

a. Facebook

☐

b. MTNL

☐

c. Airtel

☐

d. Twitter

☐

B. Identify the following social networking websites and write their names.



1.



2.



3.

C. Fill in the blanks using the hints given below:

Hints: Telephone, Facebook, E-mail

1. was founded by Mark Zuckerberg in 2004.

2. Modem transfers digital information over

3. is sent and delivered immediately if you are connected to Internet.

Grade:



Teacher's Signature: _____

Name: _____

Roll No: _____

Class: _____ Section: _____ Date: _____

MORE ON INTERNET

A. Guess who am I?

1. I am a collection of webpages.
2. I can be sent anytime and anywhere in the world.
3. I am a search engine.

B. Answer the following questions:

1. Define surfing.
.....
2. Name two web browsers.
.....
3. What is Hyperlink?
.....
4. Define a Modem.
.....

C. Expand the following:

1. ISP
2. URL
3. BSNL

Name: _____

Roll No: _____

Class: _____ Section: _____ Date: _____

Computer Genius!

Chapter-6

CLASS 4

VISUAL PROCESSING

A. Find odd one out in each group.

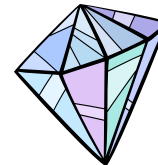
1.





2.



3.



B. Find any five differences in the given pictures.



Grade:



Teacher's Signature: _____

Name: _____
 Roll No: _____
 Class: _____ Section: _____ Date: _____

VISUAL PROCESSING

A. Draw the following objects at the given location

- | | | | | | |
|---|------|----|---|--------|----|
| 1 | Star | B2 | 2 | Flower | A1 |
| 3 | Kite | B1 | 4 | Ball | A2 |

2		
1		
	A	B

B. Answer the following questions.

1. What is Picture Puzzle? Name any one.

.....

2. What is a Spot?

.....

3. Name the four main directions.

.....

.....

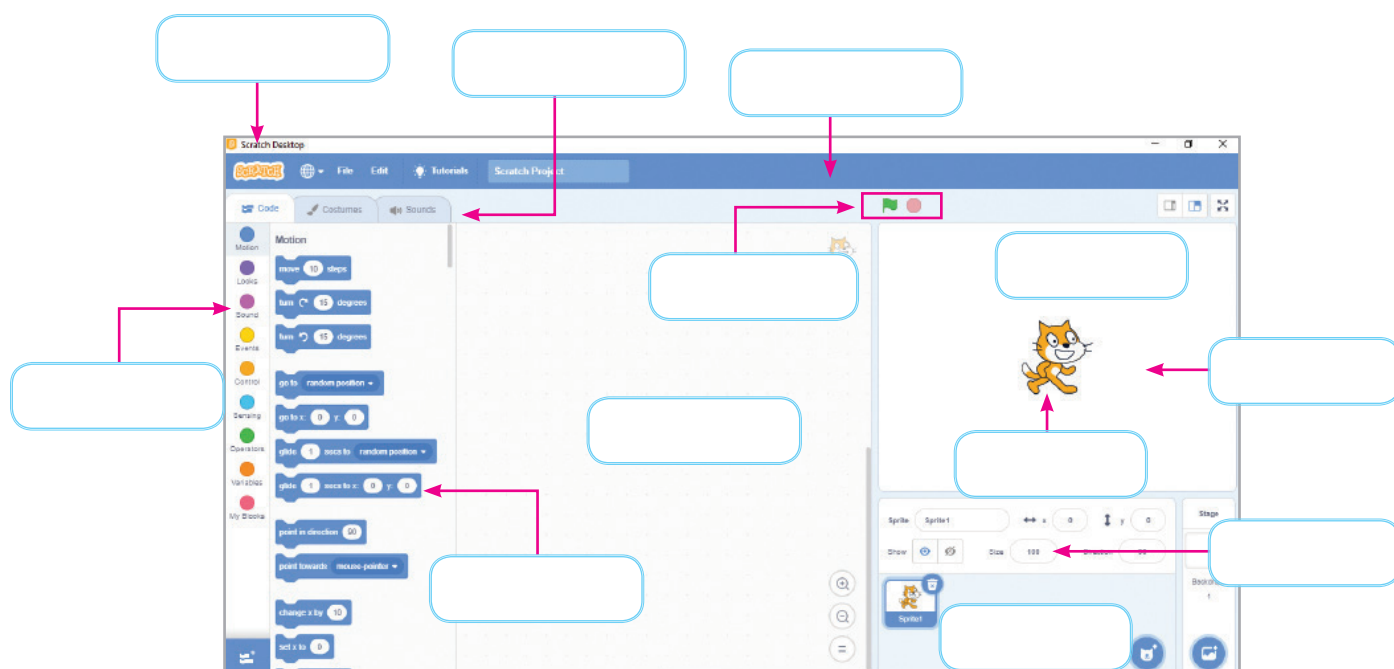
Name: _____

Roll No: _____

Class: _____ Section: _____ Date: _____

BLOCKS IN SCRATCH

A. Label the components of the scratch desktop.



B. Write the functions of the following blocks:

1. 
.....
2. 
.....
3. 
.....
4. 
.....
5. 
.....
6. 
.....

Name: _____

Roll No: _____

Class: _____ Section: _____ Date: _____

Chapter-7
CLASS 4

BLOCKS IN SCRATCH

A. Tick (✓) the correct option.

1. Which of these blocks are used to control the movement of a Sprite?

a. Motion

☐

b. Sound

☐

c. Pen

☐

2. Which block is used to control the appearance of Sprite?

a. Control

☐

b. Looks

☐

c. Event

☐

3. What is the color of Looks block?

a. Pink

☐

b. Purple

☐

c. Blue

☐

4. Which of the following blocks is used to draw a shape?

a. Wait

☐

b. Pen

☐

c. Control

☐

B. Fill in the blanks using the hints given below:

Hints: looks, think, pink, go to, repeat

1. blocks are purple in colour.

2. adds a thought bubble to the sprite.

3. blocks are pink in colour.

4. block is used to fix the position of the sprite.

5. block is used to draw shapes.

C. Write 'T' for true and 'F' for false.

1. You can only move a sprite forward in scratch.

.....

2. Looks block is used to add a speech bubble to the sprite.

.....

3. We cannot add sound to the sprites in scratch.

.....

4. Events blocks are used to actually control the sprite.

.....

Grade:



Teacher's Signature: _____

Name: _____

Roll No: _____

Class: _____ Section: _____ Date: _____

AI TIMELINE

A. Write 'T' for true and 'F' for false.

1. LISP was extensively used to program AI systems.
2. ELIZA was the successor of WABOT-1.
3. Apple released Siri in 2011.
4. Amazon Alexa is a smart speaker functioning as a personal assistant.
5. Deep Blue defeated Gary Kasparov in 1999.
6. In 1956, John McCarthy coined the term Artificial Intelligence.

B. Answer the following questions:

1. What is ELIZA?
.....
2. What is Roomba?
.....
3. Name the two robots involved in NASA's Mars Exploration Mission in 2004.
.....
4. What do you mean by Kinect?
.....
5. What is Cortana?
.....
6. What is Kismet?
.....

Name: _____

Roll No: _____


Class: _____ Section: _____ Date: _____

Chapter-8


CLASS 4

AI TIMELINE

A. Identify the pictures and write their names in the space provided.




1.



2.



3.



4.

B. Match the following:

1. Alan Turing
2. John McCarthy
3. Joseph Weizenbaum
4. Ichiro Kato
5. Cynthia Breazeal
6. Microsoft

- a. Cortana
- b. WABOT
- c. Kismet
- d. The Bombe
- e. ELIZA
- f. LISP

AI & NON-AI ROBOTS

A. Match the following pictures with their names:

1.




a. Handle

2.



b. Manav

3.



c. Kuri

4.



d. Aibo

B. Answer the following questions:

1. What is Kuri?

.....

2. Write about the features of the humanoid robot Rashmi.


.....

3. What does Nasa Puffer do?

.....

AI & NON-AI ROBOTS

A. Look at the following pictures and circle their names in the grid.



W	R	A	S	H	M	I	T	E	Y
E	J	T	S	N	A	K	E	R	S
D	Y	G	R	O	N	K	P	W	O
V	G	F	G	P	A	A	K	P	P
K	U	R	I	Q	V	E	F	C	H
X	W	V	H	K	R	T	L	K	I
V	E	N	J	L	T	C	P	H	A
H	A	N	D	L	E	S	D	H	J

B. Answer the following in one word:

- Name the sensor that works as eyes for robots.
- It is a technology where machines emulate the human mind to learn, solve problems and make decisions.
- Name any two AI-enabled robots.
- It can display up to 60 facial expressions and is capable of keeping track and recognising faces.

Name: _____

Roll No: _____

Class: _____ Section: _____ Date: _____

Chapter-10

CLASS 4

STARTING WITH AI CONNECT

A. Tick (✓) the correct option.

1. AI Connect belongs to which category of tools?

a. Learning platform <input type="checkbox"/>	b. Games <input type="checkbox"/>
c. Shopping <input type="checkbox"/>	d. Music apps <input type="checkbox"/>
2. In AI Connect, which window shows blocks?

a. Project window <input type="checkbox"/>	b. Code Editor Window <input type="checkbox"/>
c. Output window <input type="checkbox"/>	d. Browser window <input type="checkbox"/>
3. Blocks in AI Connect are similar to:

a. Puzzle pieces <input type="checkbox"/>	b. Wires <input type="checkbox"/>
c. Buttons <input type="checkbox"/>	d. Pens <input type="checkbox"/>

B. Fill in the blanks.

1. The drawing tool in AI Connect is known as
2. AI Connect provides a environment.
3. The editor window contains and workspace.
4. The window in AI Connect displays coding blocks.
5. The block to draw a straight line is called

C. Answer the following questions:

1. What do blocks in AI Connect look like?
.....
2. What are the differences between Draw a Line and Draw a Dotted Line blocks?
.....
3. Which block makes broken line patterns?
.....

Name: _____

Roll No: _____

Class: _____ Section: _____ Date: _____

Chapter-10

CLASS 4

STARTING WITH AI CONNECT

A. Write 'T' for true and 'F' for false.

1. Turtle cannot draw shapes.
2. Draw a Line block is used for dotted lines.
3. Blocks are typed instead of dragged in AI Connect.
4. AI Connect is only for advanced coders.
5. Draw a Dotted Line and Draw a Line are two different blocks.

B. Match the following.

- | | |
|------------------------------|-------------------------------------|
| 1. Features of AI Connect | a. Commands for coding |
| 2. Workspace | b. Visual, beginner-friendly coding |
| 3. Blocks in AI Connect | c. Area where we arrange blocks |
| 4. Components of Code Editor | d. Helps connect instructions |
| 5. Using Blocks | e. Blocks + Workspace |

C. Answer the following questions:

1. Explain the process of using blocks in AI Connect.
.....
2. Describe how Turtle can be used to draw shapes.
.....
3. Explain the role of the Code Editor Window.
.....

Name: _____

Roll No: _____

Class: _____ Section: _____ Date: _____

Chapter-11

CLASS 4

AI IN REAL WORLD

A. Tick (✓) the correct option.

1. Which of these is NOT a feature of AI?

a. Learning

☐

b. Emotions

☐

c. Accuracy

☐

d. Speed

☐

2. AI in education helps with:

a. Personalized learning

☐

b. Cooking classes

☐

c. Farming tools

☐

d. Travelling

☐

3. AI in entertainment is used for:

a. Movie recommendations

☐

b. Brushing teeth

☐

c. Running

☐

d. Sleeping

☐

4. Which feature of AI reduces human errors?

a. Accuracy

☐

b. Emotions

☐

c. Tiredness

☐

d. Delay

☐

B. Fill in the blanks.

1. AI in transport helps in control.

2. AI provides learning experiences.

3. AI is intelligence created by humans.

4. AI in agriculture can detect crop

C. Answer the following questions:

1. Explain the role of AI in smart homes.

.....

2. Explain how AI is used in entertainment.

.....

3. Explain how AI is used in entertainment.

.....

Grade:



Teacher's Signature: _____

Name: _____

Roll No: _____

Class: _____ Section: _____ Date: _____

Chapter-11

CLASS 4

AI IN REAL WORLD

A. Write 'T' for true and 'F' for false.

1. AI in smart homes can control lights and fans.
2. AI in security can be used for face recognition.
3. AI is natural intelligence like human brains.
4. Emotion Detection block is part of AI Connect.
5. AI machines always get tired like humans.

B. Match the following.

- | | |
|----------------------------|--|
| 1. Google Maps | a. Identifies whether a person is happy or sad |
| 2. Emotion Detection block | b. Helps in monitoring and CCTV |
| 3. AI in security cameras | c. Suggests fastest routes and traffic updates |
| 4. Object Detection block | d. Finds and labels objects in pictures |
| 5. AI in entertainment | e. Recommends shows, songs, and games |

C. Answer the following questions:

1. Describe how AI is changing the way we live.
.....
2. How does Emotion Detection in AI Connect help?
.....
3. Why is AI called artificial intelligence?
.....