

Name: \_\_\_\_\_

Roll No: \_\_\_\_\_






Class: \_\_\_\_\_ Section: \_\_\_\_\_ Date: \_\_\_\_\_

## TOOLS OF TUX PAINT

Chapter-5

CLASS 2

### A. Look at the given pictures and fill the missing letters.

1.  S \_ \_ A \_ \_ \_ \_ O O \_
2.  \_ P \_ \_ T \_ O \_
3.  \_ \_ W \_ \_ O \_
4.  \_ \_ G \_ C \_ O \_ L
5.  T \_ \_ T \_ O \_ \_

### B. Fill in the blanks using the hints given below.

**Hints:** Tools, Open, Text, Help Area, Canvas, Selector

1. .... tool is used to open the existing drawing.
2. We can click on the drawing ..... to get the cursor.
3. .... is used to select the desired options.
4. Toolbar contains a variety of .....
5. .... tool is used to add text of our choice like name, caption etc.
6. .... gives you tips and details of the selected tool.