

Name: _____

Roll No: _____

Class: _____ Section: _____ Date: _____

MORE ON PAINT






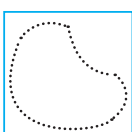
Chapter-5

CLASS 3

A. Write the shortcut keys:

1. To copy a part of the drawing
2. To Zoom In
3. To rotate an image
4. To cut a part of the drawing

B. Look at the icons and write their names.

- | | |
|--|---|
| 1.  | 2.  |
| 3.  | 4.  |
| 5.  | 6.  |

C. Answer the following questions:

1. Write the use of Rotate Command.
.....
2. What is the use of Flip image?
.....
3. Write the steps to select an image in rectangular form.
.....