

Name: \_\_\_\_\_

Roll No: \_\_\_\_\_

Class: \_\_\_\_\_ Section: \_\_\_\_\_ Date: \_\_\_\_\_

## CREATING SHAPES IN SCRATCH

Chapter-7

CLASS 5

### A. Tick (✓) the correct option.


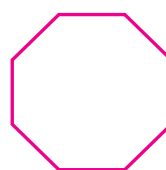
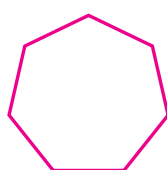
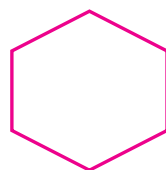
- Which of the following command is used to draw circles and semicircles?
 

a. Repeat	<input type="checkbox"/>	b. Turn	<input type="checkbox"/>
c. Stamp	<input type="checkbox"/>	d. None of these	<input type="checkbox"/>
- Which block is used to duplicate the sprite's image onto the stage?
 

a. Pen up	<input type="checkbox"/>	b. Stamp	<input type="checkbox"/>
c. Clear	<input type="checkbox"/>	d. Motion	<input type="checkbox"/>
- Which block is used to draw shapes?
 

a. Pen	<input type="checkbox"/>	b. Control	<input type="checkbox"/>
c. Motion	<input type="checkbox"/>	d. None of these	<input type="checkbox"/>


### B. Identify the below figures and write their names.



1. .... 2. .... 3. .... 4. ....

### C. Fill in the blanks using the hints given below:

**Hints:** Motion, Set pen color to, Anti-clockwise direction

- ..... block changes pen colour based on your choice from colour picker.
- The  block will turn the Sprite in ..... by the specified number of degrees.
- The Turn block is under the ..... blocks menu.