

Name: \_\_\_\_\_

Roll No: \_\_\_\_\_

Class: \_\_\_\_\_ Section: \_\_\_\_\_ Date: \_\_\_\_\_

## COMPUTER—MY BEST FRIEND

### A. Tick (✓) the correct option.

1. Which of the following is a natural thing?

a. Computer ☐

b. River ☐

c. Car ☐

2. Computers cannot be used to .....

a. Watch Movies ☐

b. Store Information ☐

c. Cook food ☐

### B. Write 'T' for true and 'F' for false.

1. We can send e-mails using a computer. ....

2. A Tree is a machine. ....

3. Computers run on electricity. ....

4. A dog is a natural thing. ....

### C. Look at the images and fill in the blanks to write the names.

1.



S \_ A R \_ \_ N \_ R

2.



\_ E L \_ \_ I S \_ \_ N

3.



\_ O \_ \_ U \_ E \_

Name: \_\_\_\_\_  
Roll No: \_\_\_\_\_  
Class: \_\_\_\_\_ Section: \_\_\_\_\_ Date: \_\_\_\_\_

Chapter-1

CLASS 1

## COMPUTER-MY BEST FRIEND

**A. Write whether the following are natural or man-made things.**

1.



.....

2.



.....

3.



.....

4.



.....

**B. Answer the following question.**

1. What are machines? Give an example.

.....  
.....

2. List some activities we can perform using a computer.

.....  
.....

Name: \_\_\_\_\_

Roll No: \_\_\_\_\_

Class: \_\_\_\_\_ Section: \_\_\_\_\_ Date: \_\_\_\_\_

## USES OF A COMPUTER

### A. Write 'T' for true and 'F' for false.

1. A computer can do many things. ....
2. We cannot listen to music using a computer. ....
3. Computers are used at hospitals to keep records of patients. ....

### B. Fill in the blanks using the given words.

1. A computer is a ..... machine. (Useless/Useful)
2. .... is a machine which is used outside the house. (Cycle/Microwave)
3. A computer is also used in ..... (Farms/Schools)
4. .... helps us in getting our work done quickly. (Friends/Computer)

### C. Match the following.

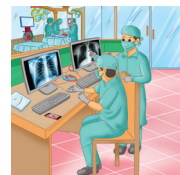
1. Record of patients

a.



2. Record of the items

b.



3. Record of marksheet

c.



4. Record of money

d.



Name: \_\_\_\_\_

Roll No: \_\_\_\_\_

Class: \_\_\_\_\_ Section: \_\_\_\_\_ Date: \_\_\_\_\_

Chapter-2

CLASS 1

## USES OF A COMPUTER

**A. Circle the activities that we can do using a computer.**

Listen to Music

Wash Clothes

Write Article

Watch Movies

Cook Food

**B. In the following crossword, circle the places where a computer is used.**

W	Q	O	C	S	H	O	P
A	B	F	G	C	Y	B	W
S	A	F	R	H	F	V	N
D	N	I	B	O	Q	N	L
G	K	C	J	O	H	J	K
B	L	E	K	L	O	U	J
H	O	S	P	I	T	A	L
T	E	Q	Y	N	D	J	S

**C. Write 'T' for true and 'F' for false.**

- We cannot shop for things on computer using Internet.
- We use computer to make beautiful drawings.
- We cannot solve sums on the computer.

.....

.....

.....

Grade:



Teacher's Signature: \_\_\_\_\_

Name: \_\_\_\_\_

Roll No: \_\_\_\_\_

Class: \_\_\_\_\_ Section: \_\_\_\_\_ Date: \_\_\_\_\_

## PARTS OF A COMPUTER

### A. Tick (✓) the correct option.

1. A Mouse is used to .....

a. Point and select items

b. Type Letters

c. Listen to sound

☐
☐
☐

2. Which of the following is not a main part of a computer?

a. Monitor

☐

b. Keyboard

☐

c. Speakers

☐

### B. Write 'T' for true and 'F' for false.

1. A monitor looks like a television.

.....

2. We can use a computer without a CPU.

.....

3. CPU is also known as the brain of the computer.

.....

4. A keyboard has total 3 keys.

.....

### C. Fill in the blanks.

1. Whatever we type, we can see it on the .....

2. .... looks like a television and is available in different shapes and sizes.

3. .... is known as the brain of the computer.

4. A standard keyboard has ..... keys.



Name: \_\_\_\_\_

Roll No: \_\_\_\_\_

Class: \_\_\_\_\_ Section: \_\_\_\_\_ Date: \_\_\_\_\_

## PARTS OF A COMPUTER

### A. Identify the following parts of a computer.

1.



.....

2.



.....

3.



.....

4.



.....

### B. Answer the following question.

1. What is a mouse used for?

.....

2. What is the purpose of a printer?

.....

3. Which is the most important part of a computer? Write its full form.

.....

Name: \_\_\_\_\_

Roll No: \_\_\_\_\_

Class: \_\_\_\_\_ Section: \_\_\_\_\_ Date: \_\_\_\_\_

## USING A KEYBOARD AND A MOUSE

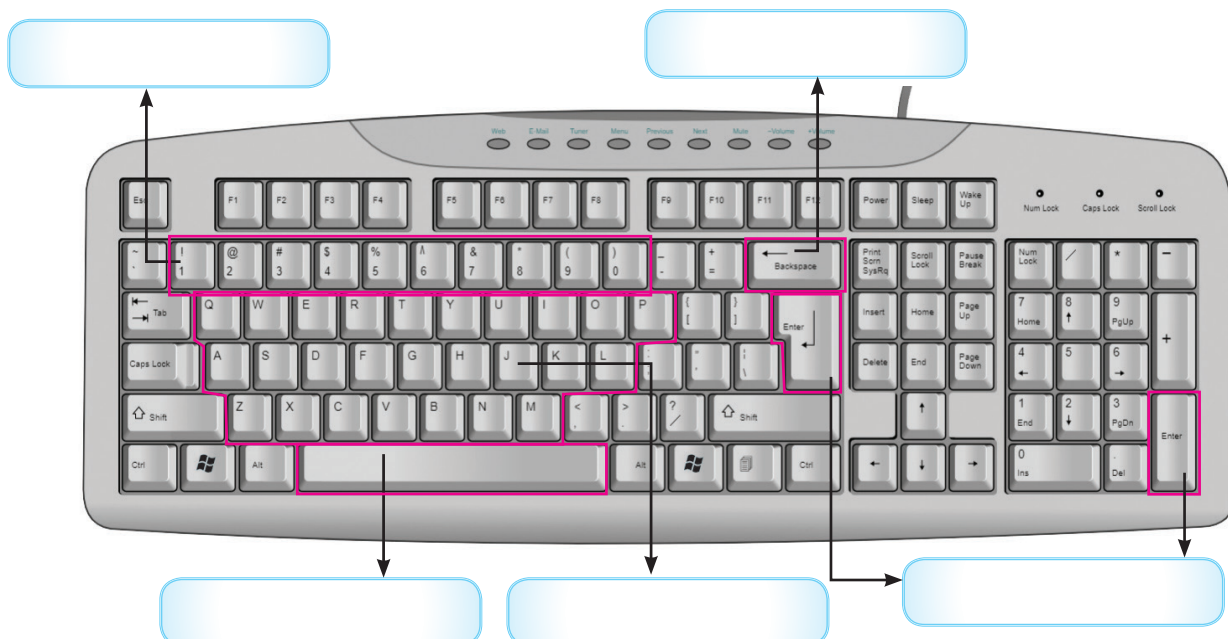
### A. Fill in the blanks.

1. Writing on a computer is called .....
2. The keys are arranged in ..... ways in different keyboards.
3. When we move up and down a page on the monitor, it is called .....
4. .... means to point at something using a mouse cursor.
5. The arrow on the monitor is called .....

### B. Write 'T' for True and 'F' for False.

1. Number keys are used to type letters and words. ....
2. Enter key is used to insert blank spaces. ....
3. Double-Click selects an item. ....
4. A mouse is an output device. ....

### C. Label the keys of the keyboard in the given picture.



Name: \_\_\_\_\_

Roll No: \_\_\_\_\_

Class: \_\_\_\_\_ Section: \_\_\_\_\_ Date: \_\_\_\_\_

## USING A KEYBOARD AND A MOUSE


### A. Match the following keys to their functions

1.



a. Used to insert blank spaces between words.

2.



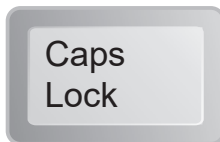
b. Used to enter text in capital letters.

3.



c. Used to move cursor to the next line.

4.



d. Used to erase incorrect letters

### B. Answer the following.

1. What are special keys? Give an example.

.....

2. How are Backspace key and Delete key different from each other?

.....

3. What is the purpose of a mouse pad?

.....

4. What is the Clicking action of a mouse used for?

.....

5. What do you understand by dragging?

.....



Name: \_\_\_\_\_

Roll No: \_\_\_\_\_

Class: \_\_\_\_\_ Section: \_\_\_\_\_ Date: \_\_\_\_\_

## INTRODUCTION TO PAINT

### A. Tick (✓) the correct option.

- What is MS-Paint used for?  
 a. Writing Letters ☐ b. Sending E-mails ☐ c. To draw and color ☐
- Which bar is present on the topmost part of the MS Paint window?  
 a. Title bar ☐ b. Quick Access Toolbar ☐ c. Ribbon ☐
- Which tool is used for free-hand drawing?  
 a. Eraser Tool ☐ b. Pencil Tool ☐ c. Fill with Color Tool ☐

### B. Write 'T' for true and 'F' for false.

- We use Rectangle Tool to draw a straight line. ....
- We can choose the thickness of the brush while drawing. ....
- To draw a straight line, hold the Shift Key. ....
- MS-Paint is located in the Accessories Folder. ....

### C. Match the following.

- |                         |   |
|-------------------------|---|
| 1. Drawing Area         | a. Used to draw straight lines                  |
| 2. Pencil Tool          | b. to fill colours into closed shapes.          |
| 3. Fill with Color Tool | c. It is the blank white area where we can draw |
| 4. Line Shape           | d. Used for freehand drawing                    |

Name: \_\_\_\_\_

Roll No: \_\_\_\_\_

Class: \_\_\_\_\_ Section: \_\_\_\_\_ Date: \_\_\_\_\_

## INTRODUCTION TO PAINT

**A. Find the following words in the crossword below.**

Eraser, Brush, Ribbon, Group,

R	I	B	B	O	N	G	K	I	P
V	N	M	K	Y	E	X	V	B	M
K	N	E	R	A	S	E	R	G	I
M	B	B	J	L	M	V	Q	G	E
L	R	N	V	U	M	I	X	R	Z
R	U	Y	B	N	J	I	D	O	J
E	S	T	U	I	B	M	K	U	C
H	H	U	R	Q	E	T	B	P	M

**B. Answer the following questions.**

1. Define the following: Ribbon, Tools Group, Quick Access Toolbar

.....

2. What is the Brush Tool used for?

.....

3. What is the purpose of Eraser Tool?

.....



Name: \_\_\_\_\_

Roll No: \_\_\_\_\_

Class: \_\_\_\_\_ Section: \_\_\_\_\_ Date: \_\_\_\_\_

## INTRODUCTION TO TUX PAINT

### A. Tick (✓) the correct option.

- What is Tux Paint used for?  
 a. Write Letters ☐    b. draw and paint ☐    c. browse the internet ☐
- The variety of tools are present on .....  
 a. Drawing Canvas ☐    b. Help Area ☐    c. Toolbar ☐
- Which tool help us to save your drawing?  
 a. Stamp Tool ☐    b. Save Tool ☐    c. Eraser Tool ☐

### B. Write 'T' for True and 'F' for False.

- We use Paint Tool to rub off the unwanted part of the drawing. ....
- Tux Paint is used to draw and colour pictures. ....
- There are many different colours available in Tux Paint. ....
- Drawing Area is the blank area used to draw and paint. ....
- We can pick a color from Color Palette. ....

### C. Match the following.

- |               |  |
|---------------|--|
| 1. Selector   | a. An area to draw and colour pictures                       |
| 2. Stamp Tool | b. used to draw freehand drawings.                           |
| 3. Canvas     | c. used to add pre-drawn pictures to our drawing.            |
| 4. Paint Tool | d. We see various options of tools selected in this section. |

Name: \_\_\_\_\_

Roll No: \_\_\_\_\_

Class: \_\_\_\_\_ Section: \_\_\_\_\_ Date: \_\_\_\_\_

## INTRODUCTION TO TUX PAINT

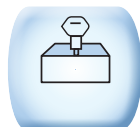
### A. Identify the tools given below:

1.



.....

2.



.....

3.



.....

4.



.....

### B. Answer the following.

1. What different things can we do using Tux Paint?

.....  
.....

2. What is the Stamp Tool used for?

.....  
.....

3. What is the Line Tool used for?

.....  
.....