

# ANSWER KEY

Touchpad PLAY Ver 1.1

Class-2

## 1. Know Your Computer

One Touch Learn 

- A. 1. (c)      2. (b)      3. (b)  
B. 1. T      2. F      3. T  
C. 1. draw and paint      2. do sums      3. play games

Let's Do It 

- A. 1. Do sums and Play games      2. Desktop  
3. Do sums, Watch movies and listen to music.

FUN in LAB 

Do yourself.

## 2. Applications of a Computer

One Touch Learn 

- A. 1. (a)      2. (b)      3. (a)  
B. 1. games      2. bills      3. timetables      4. diseases      5. police  
C. 1. Police Station      2. Hospital      3. Shop

Let's Do It 

1. Schools, Hospitals      2. Prepare medical report

FUN in LAB 

Do yourself.



# Periodic Assessment-1

(Based on chapters 1 & 2)

- A.** 1. Bank 2. Railway Station and Airport 3. Space Research and Science Lab  
4. Home 5. School 6. Hospital
- B.** 1. SPEED 2. ACCURACY 3. AUTOMATIC 4. MEMORY 5. DILIGENCE

## 3. Working of a Computer

**One Touch Learn** 

- A.** 1. (b) 2. (a) 3. (a) 4. (a)
- B.** 1. CPU 2. Monitor 3. Mouse, Keyboard
- C.** 1. Output Input Process  
2. Input Process Output

**Let's Do It** 

1. Speed, Accuracy, Memory
2. Input devices: Mouse, Keyboard  
Output devices: Monitor, Printer

**FUN in LAB** 

Do yourself.

## 4. Human vs Computer

**One Touch Learn** 

- A.** 1. (b) 2. (a) 3. (c)
- B.** 1. SPEED 2. DECISION 3. MISTAKES 4. TIRED 5. FEELINGS
- C.** 1. M 2. M 3. C 4. M 5. C

**Let's Do It** 

1. Instructions.
2. We can store a large amount of information.
3. A computer never make any mistake where is a man can make mistakes.



Do yourself.

## 5. Computer Devices

### One Touch Learn

- A.** 1. (b)                      2. (b)                      3. (c)  
**B.** 1. (c)                      2. (d)                      3. (a)                      4. (b)

### Let's Do It

- A.** 1. Keyboard and Mouse                      2. Monitor and Printer  
 3. CD, DVD and Pen drive

## Periodic Assessment-2

(Based on chapters 3 to 5)

- A. Input** 1. Apples    2. Banana    3. Grapes    4. Orange    5. Salt  
**B.** 1. I    2. O    3. S    4. O    5. I    6. S  
**C.** 1. M    2. C    3. M    4. C

## Test Sheet-1

(Based on chapters 1 to 5)

### Section A

- A.** 1. (ii)    2. (i)    3. (ii)  
**B.** 1. F    2. T    3. F    4. T

### Section B

- A.** 1. DVD and Pen drive                      2. Instructions  
 3. Monitor                      4. Microphone and Mouse  
**B.** 1. Computers are used in schools for:  
     (a) Making timetables and report cards                      (b) Teaching students  
 2. Computers are used in police station for tracking the record of criminals and drawing their sketches.

## 6. The Keyboard and The Mouse

One Touch Learn 

- A. 1. (a) 2. (a) 3. (a)  
B. 1. (c) 2. (a) 3. (d) 4. (b)  
C. 1. Opens 2. Selects

Let's Do It 

- A. 1. Caps Lock  
2. Drag means to move the mouse while keeping the mouse button pressed and move an item to another location on the computer.

FUN in LAB 

Do yourself.

## 7. Operating a Computer

One Touch Learn 

- A. 1. (a) 2. (b) 3. (a)  
B. 1. (d) 2. (c) 3. (a) 4. (b)

Let's Do It 

- A. 1. The first Screen that appears when a computer is turned on is called the desktop.  
2. Computer

FUN in LAB 

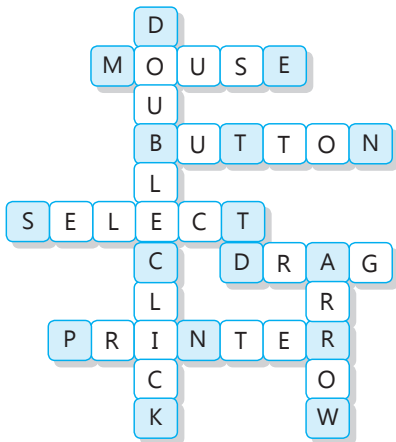
Do yourself.



## Periodic Assessment-3

(Based on chapters 6 & 7)

A.



B. Icons, Taskbar

## 8. Fun with Tux Paint



A. 1. (a) 2. (b) 3. (c)

B. 1. text 2. magic 3. new 4. open



1. Stamp tool.
2. Magic tool is used to add special effects to the drawing.



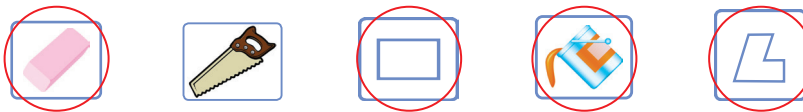
Do yourself.

## 9. Introduction to Paint



A. 1. (b) 2. (c) 3. (c)

B.



1. Shapes group, Colors group
2. Line Shape tool is used to draw a straight line.
3. Fill with color tool is used to fill colour in any shape.

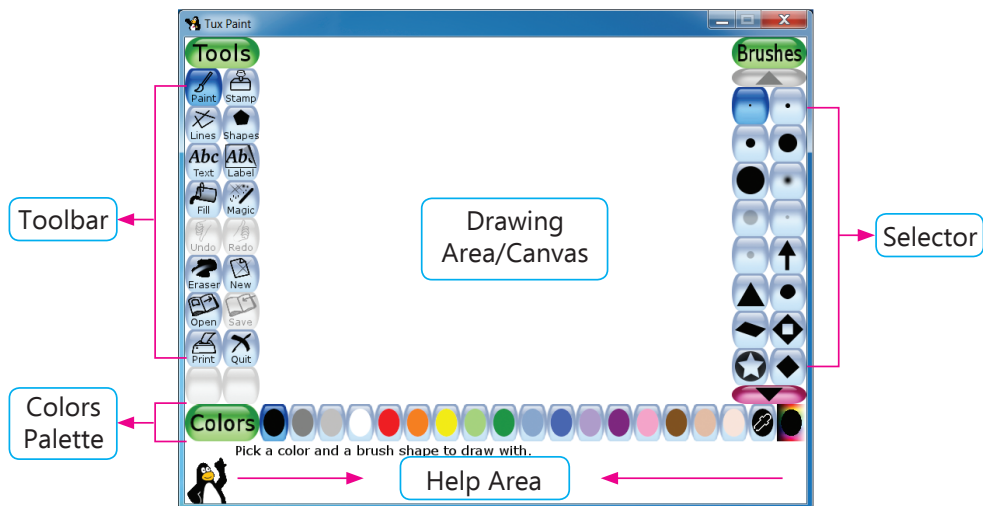


Do yourself.

## Periodic Assessment-4

(Based on chapters 8 & 9)

A.



- B. Five-point star      Rectangle, Oval      Fill with color

## Test Sheet-2

(Based on chapters 6 to 9)

### Section A

- A. 1. (ii)      2. (i)      3. (ii)      4. (iii)
- B. 1. F      2. T      3. T      4. T



## Section B

- A.**
1. Tab key.
  2. Paint is a program that can be used to draw and paint on the computer.
  3. Shapes group of Paint has various shapes.
  4. Magic tool is used to add special effects to the drawing.
- B.**
1. Stamp tool.
  2. Icons are the small pictures on the desktop.

